

Features

- Economical
- 1-3/4" sightline with a 3-9/16", 4-1/2" or 6" depth
- Front or Center (4-1/2") glass applications
- Outside glazed
- Screw Spline, Shear Block or Type-B fabrication
- SSG option
- Infill options up to 1-1/8"
- Thermal break via. Polymer glazing clip
- Permanodic® anodized finishes option
- Painted finishes in standard and custom choices

Optional Features

- Two color capability
- 1-1/4" perimeter sightline
- Project specific U-factors (See Thermal Charts)

Product Applications

- Storefront, Ribbon Window or Punched Openings
- Low to mid-rise
- Single-span
- Curved frames
- Integrated entrance framing allowing Kawneer entrances or other specialty entrances to be included
- Kawneer windows, or GLASSvent® Windows for Storefront Framing, or GLASSvent® UT Windows are easily incorporated

For specific product applications,
consult your Kawneer representative.

Laws and building and safety codes governing the design and use of Kawneer products, such as glazed entrance, window, and curtain wall products, vary widely. Kawneer does not control the selection of product configurations, operating hardware, or glazing materials, and assumes no responsibility therefor.

Kawneer reserves the right to change configuration without prior notice when deemed necessary for product improvement.
© 2014, Kawneer Company, Inc.

Laws and building and safety codes governing the design and use of Kawneer products, such as glazed entrance, window, and curtain wall products, vary widely. Kawneer does not control the selection of product configurations, operating hardware, or glazing materials, and assumes no responsibility therefor.

Kawneer reserves the right to change configuration without prior notice when deemed necessary for product improvement.
© 2014, Kawneer Company, Inc.

PICTORIAL VIEWS..... 5-8

BASIC FRAMING DETAILS 9-20

MISCELLANEOUS FRAMING.....21,22

GLAZING CHART22

GLASSvent® FOR STOREFRONT FRAMING23

GLASSvent® UT WINDOWS - CW (SHALLOW)24

8225TL THERMAL WINDOW DETAILS.....25

ENTRANCE FRAMING..... 26-32

WIND LOAD/DEADLOAD CHARTS 33-42

DEADLOAD CHARTS 43-47

THERMAL CHARTS 48-52

GLAZING CLIP CHART.....53

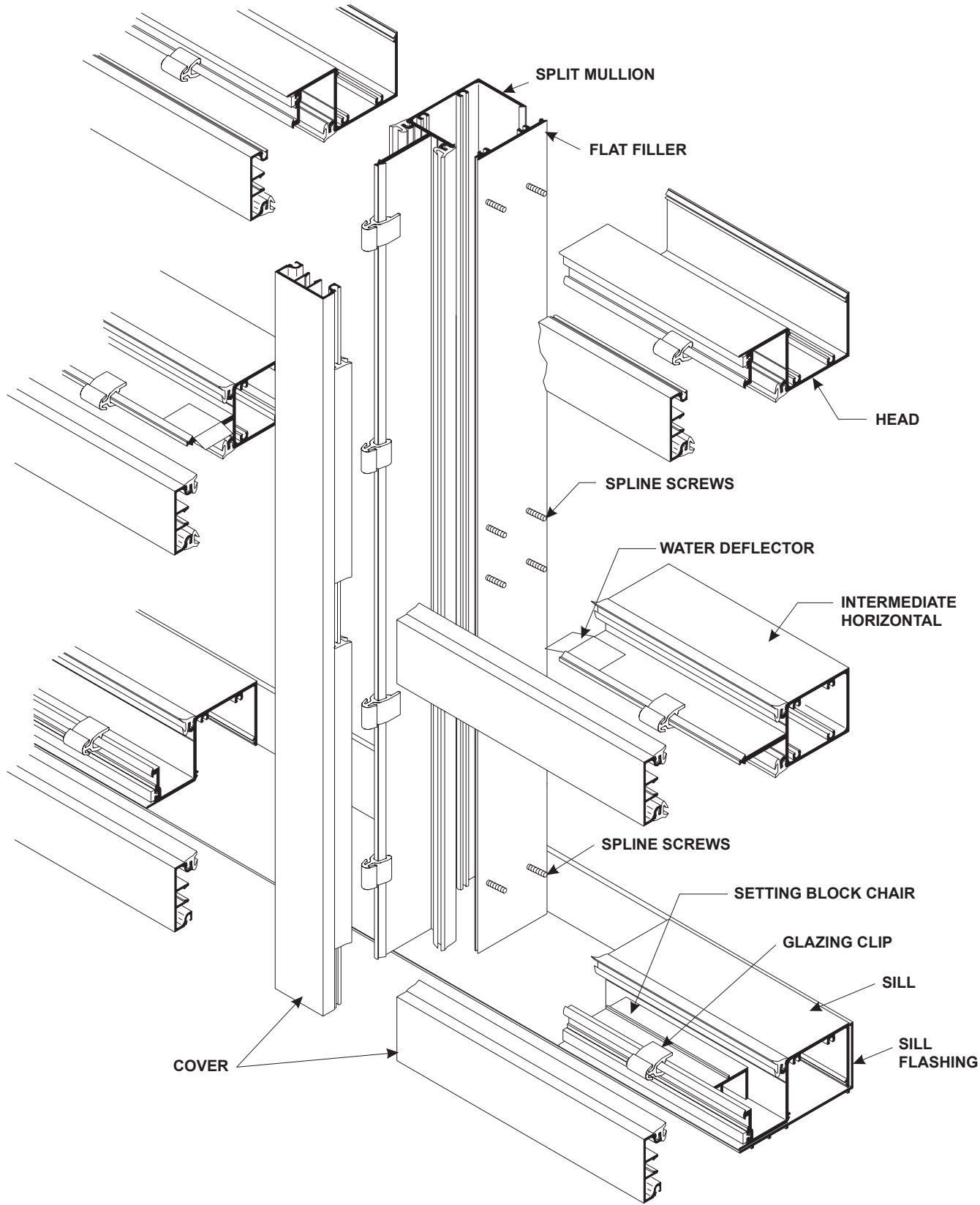
Metric (SI) conversion figures are included throughout these details for reference. Numbers in parentheses () are millimeters unless otherwise noted.

The following metric (SI) units are found in these details:

- m – meter
- cm – centimeter
- mm – millimeter
- s – second
- Pa – pascal
- MPa – megapascal

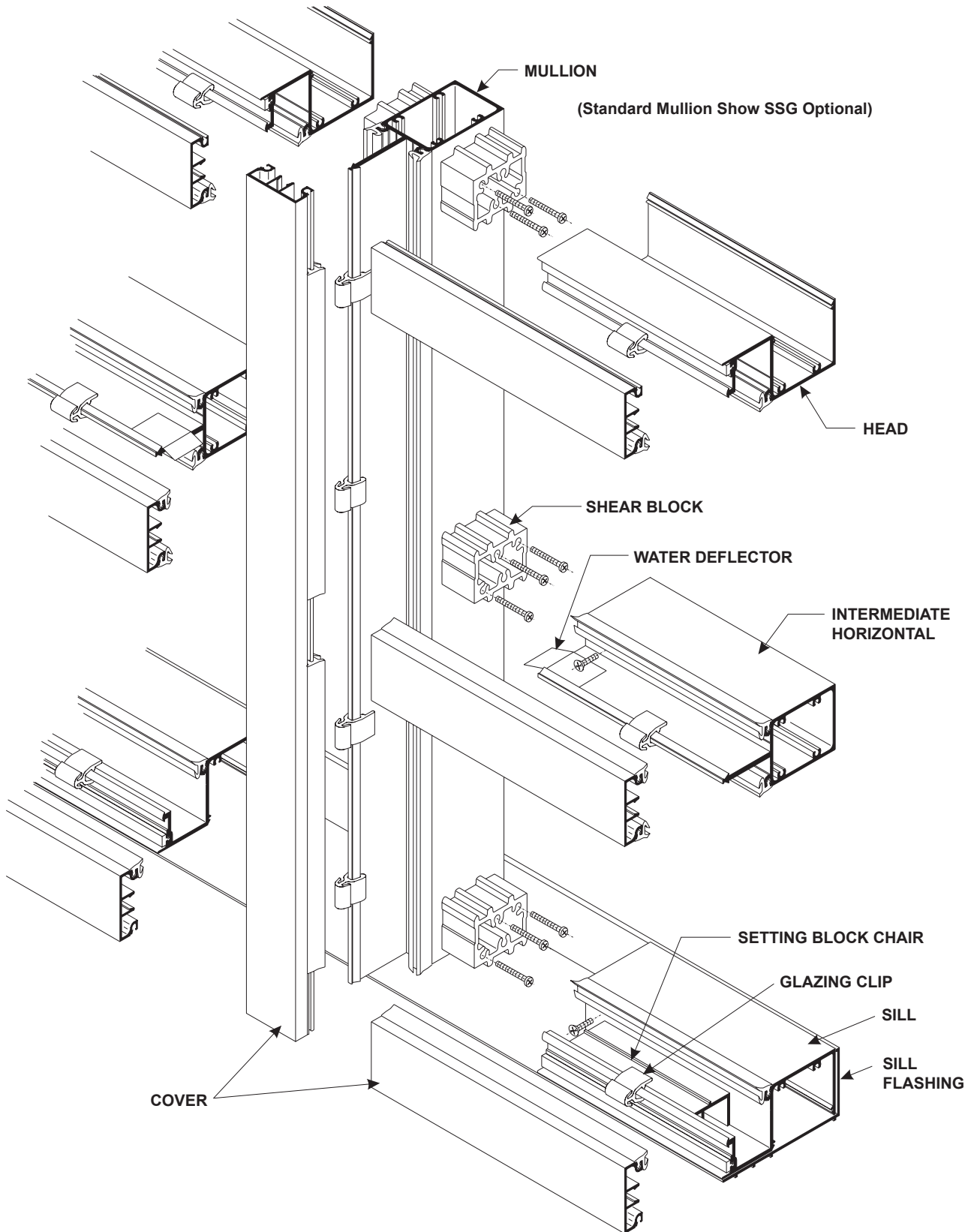
Laws and building and safety codes governing the design and use of Kawneer products, such as glazed entrance, window, and curtain wall products, vary widely. Kawneer does not control the selection of product configurations, operating hardware, or glazing materials, and assumes no responsibility therefor.

Kawneer reserves the right to change configuration without prior notice when deemed necessary for product improvement.
© 2014, Kawneer Company, Inc.



Laws and building and safety codes governing the design and use of Kawneer products, such as glazed entrance, window, and curtain wall products, vary widely. Kawneer does not control the selection of product configurations, operating hardware, or glazing materials, and assumes no responsibility therefor.

Kawneer reserves the right to change configuration without prior notice when deemed necessary for product improvement.
© 2014, Kawneer Company, Inc.



MULLION
 (Standard Mullion Show SSG Optional)

HEAD

SHEAR BLOCK

WATER DEFLECTOR

INTERMEDIATE HORIZONTAL

SETTING BLOCK CHAIR

GLAZING CLIP

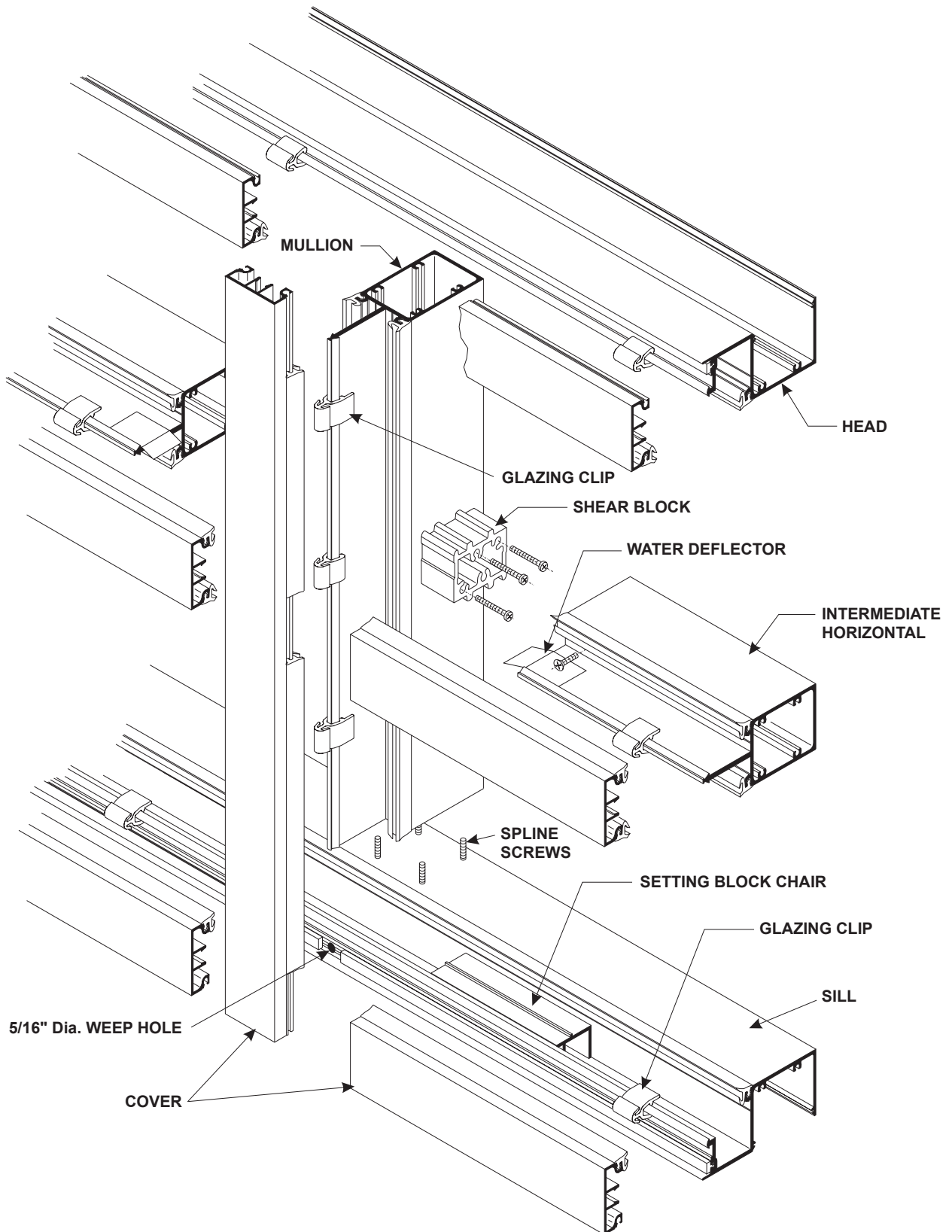
SILL

SILL FLASHING

COVER

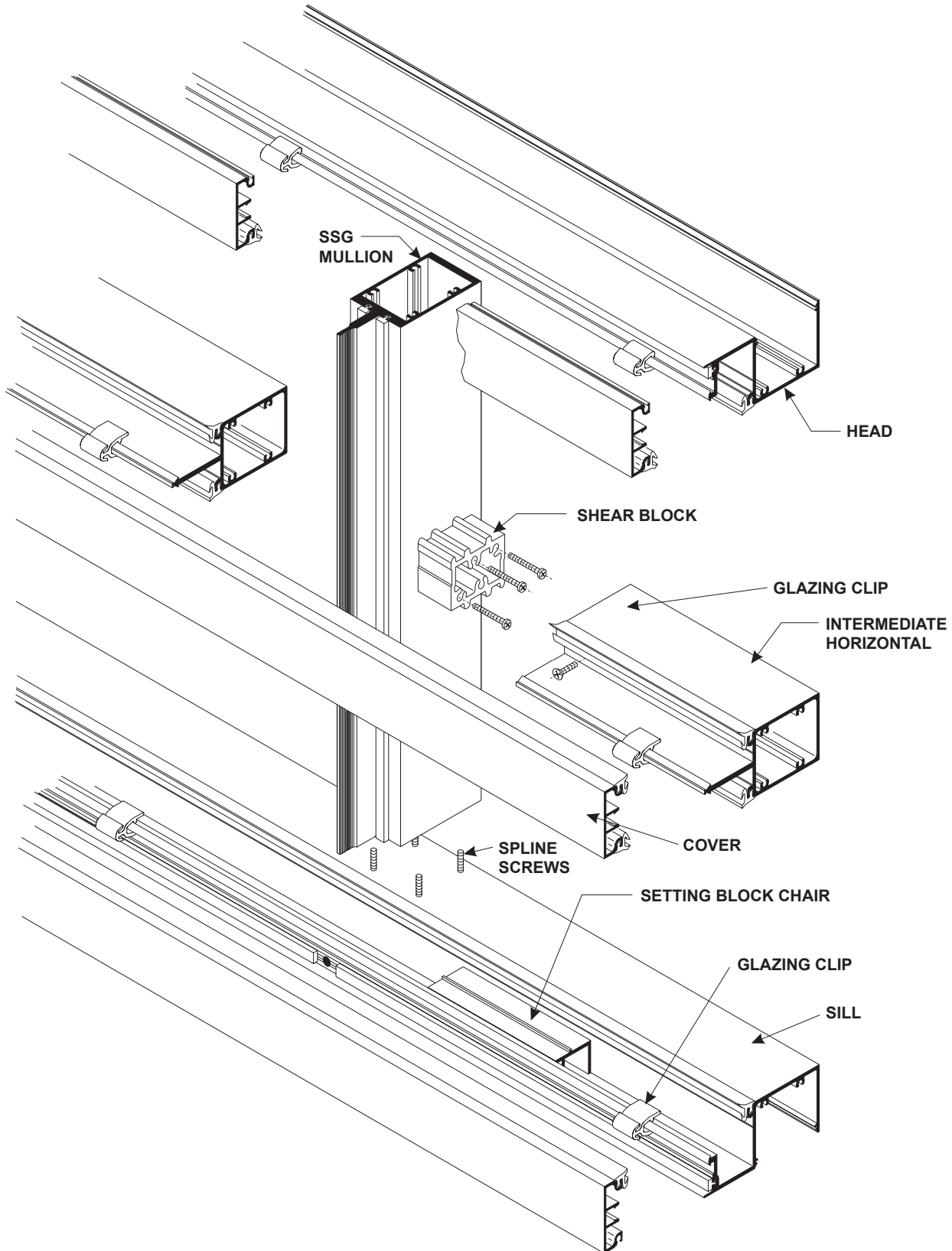
Laws and building and safety codes governing the design and use of Kawneer products, such as glazed entrance, window, and curtain wall products, vary widely. Kawneer does not control the selection of product configurations, operating hardware, or glazing materials, and assumes no responsibility therefor.

Kawneer reserves the right to change configuration without prior notice when deemed necessary for product improvement.
 © 2014, Kawneer Company, Inc.



Laws and building and safety codes governing the design and use of Kawneer products, such as glazed entrance, window, and curtain wall products, vary widely. Kawneer does not control the selection of product configurations, operating hardware, or glazing materials, and assumes no responsibility therefor.

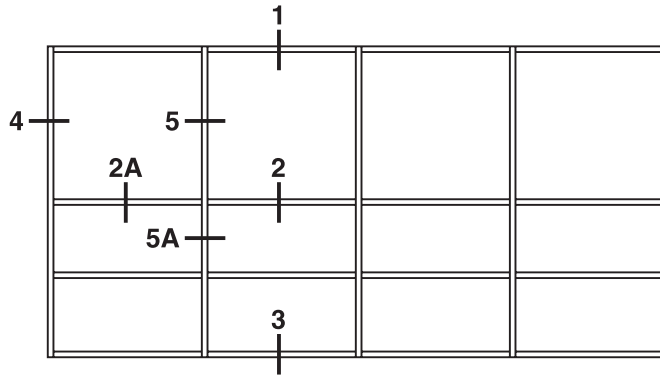
Kawneer reserves the right to change configuration without prior notice when deemed necessary for product improvement.
© 2014, Kawneer Company, Inc.



Laws and building and safety codes governing the design and use of Kawneer products, such as glazed entrance, window, and curtain wall products, vary widely. Kawneer does not control the selection of product configurations, operating hardware, or glazing materials, and assumes no responsibility therefor.

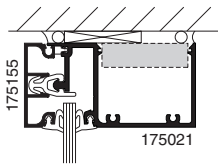
Kawneer reserves the right to change configuration without prior notice when deemed necessary for product improvement.
© 2014, Kawneer Company, Inc.

Additional information and CAD details are available at www.kawneer.com

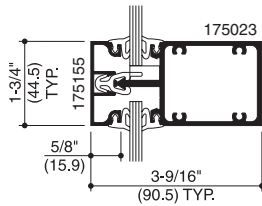


ELEVATION IS NUMBER KEYED TO DETAILS

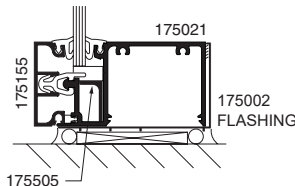
1/4" INFILL



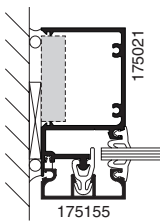
1 HEAD



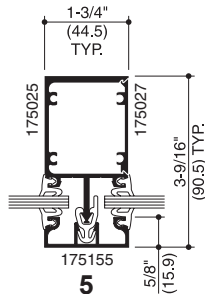
2 HORIZONTAL



3 SILL

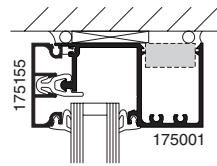


4 JAMB

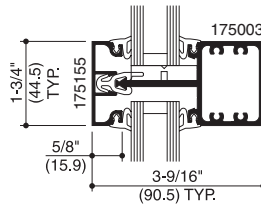


5 MULLION

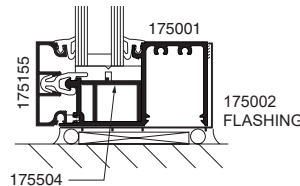
1" INFILL



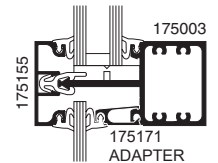
1 HEAD



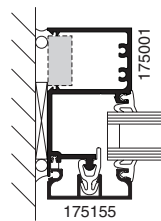
2 HORIZONTAL



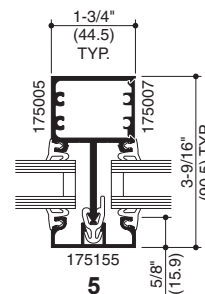
3 SILL



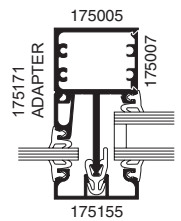
2A HORIZONTAL W/ 1/4" ADAPTER



4 JAMB



5 SPLIT MULLION



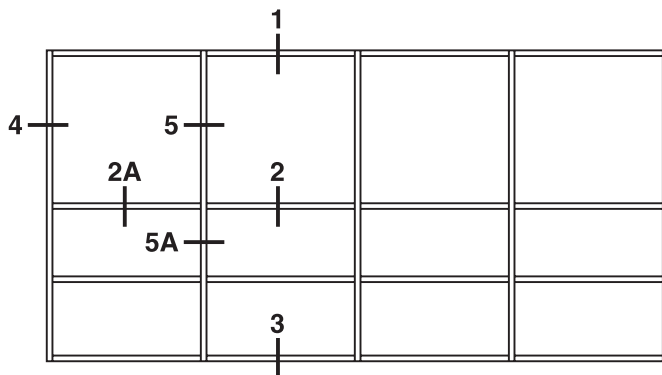
5A SPLIT MULLION W/ 1/4" ADAPTER

Laws and building and safety codes governing the design and use of Kawneer products, such as glazed entrance, window, and curtain wall products, vary widely. Kawneer does not control the selection of product configurations, operating hardware, or glazing materials, and assumes no responsibility therefor.

Kawneer reserves the right to change configuration without prior notice when deemed necessary for product improvement.

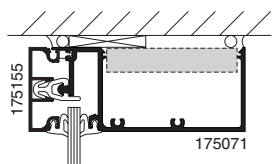
© 2014, Kawneer Company, Inc.

Additional information and CAD details are available at www.kawneer.com

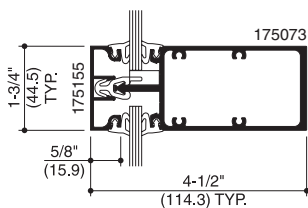


ELEVATION IS NUMBER KEYED TO DETAILS

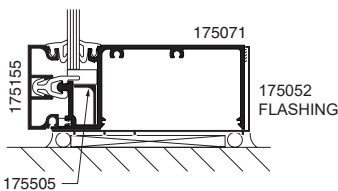
1/4" INFILL



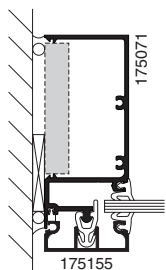
1 HEAD



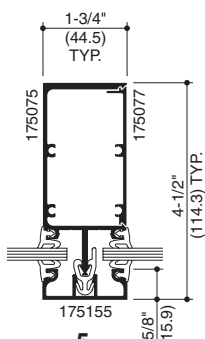
2 HORIZONTAL



3 SILL

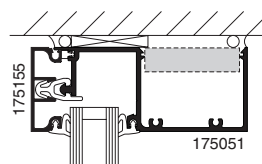


4 JAMB

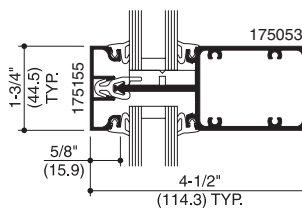


5 MULLION

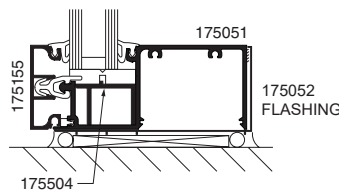
1" INFILL



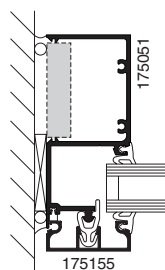
1 HEAD



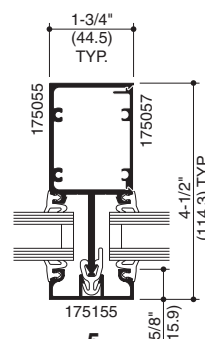
2 HORIZONTAL



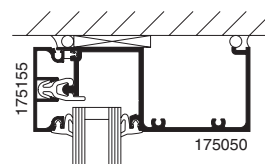
3 SILL



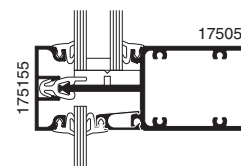
4 JAMB



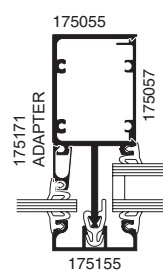
5 SPLIT MULLION



1 HEAD W/ CAULK LEG



2A HORIZONTAL W/ 1/4" ADAPTER

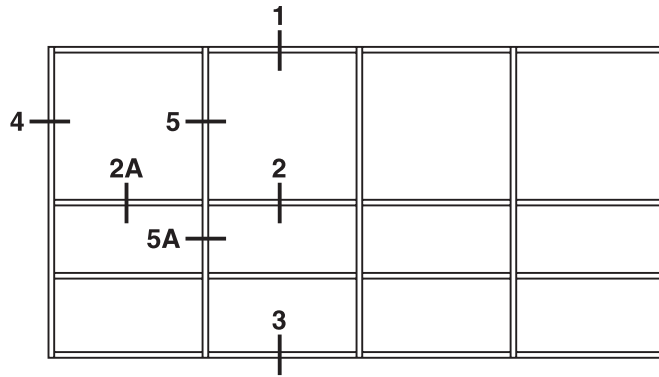


5A SPLIT MULLION W/ 1/4" ADAPTER

Laws and building and safety codes governing the design and use of Kawneer products, such as glazed entrance, window, and curtain wall products, vary widely. Kawneer does not control the selection of product configurations, operating hardware, or glazing materials, and assumes no responsibility therefor.

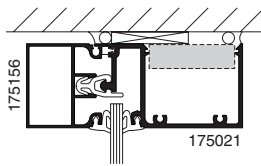
Kawneer reserves the right to change configuration without prior notice when deemed necessary for product improvement.
© 2014, Kawneer Company, Inc.

Additional information and CAD details are available at www.kawneer.com

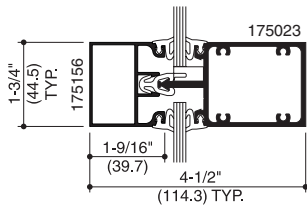


ELEVATION IS NUMBER KEYED TO DETAILS

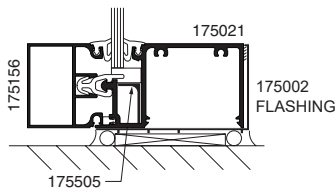
1/4" INFILL



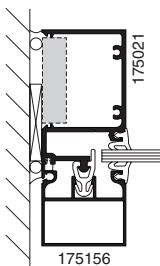
1 HEAD



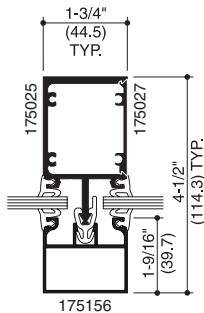
2 HORIZONTAL



3 SILL

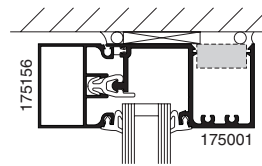


4 JAMB

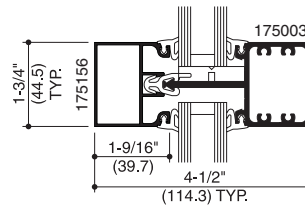


5 MULLION

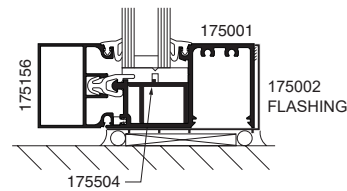
1" INFILL



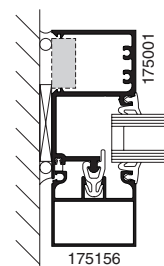
1 HEAD



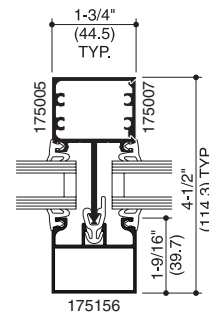
2 HORIZONTAL



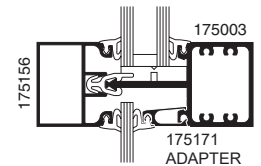
3 SILL



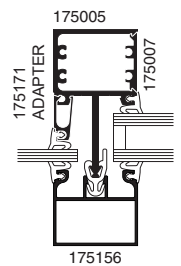
4 JAMB



5 SPLIT MULLION



2A HORIZONTAL W/ 1/4" ADAPTER



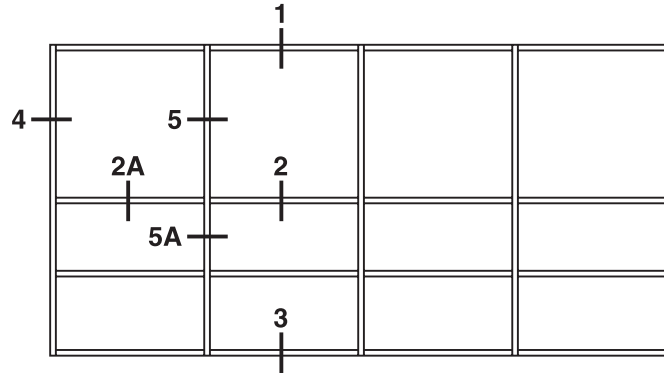
5A SPLIT MULLION W/ 1/4" ADAPTER

Laws and building and safety codes governing the design and use of Kawneer products, such as glazed entrance, window, and curtain wall products, vary widely. Kawneer does not control the selection of product configurations, operating hardware, or glazing materials, and assumes no responsibility therefor.

Kawneer reserves the right to change configuration without prior notice when deemed necessary for product improvement.

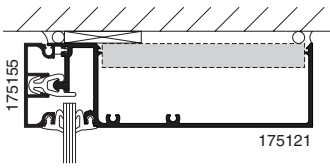
© 2014, Kawneer Company, Inc.

Additional information and CAD details are available at www.kawneer.com

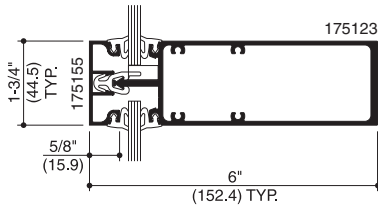


ELEVATION IS NUMBER KEYED TO DETAILS

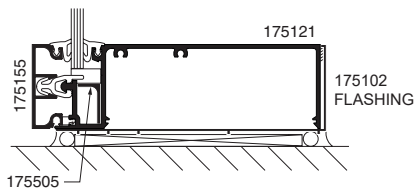
1/4" INFILL



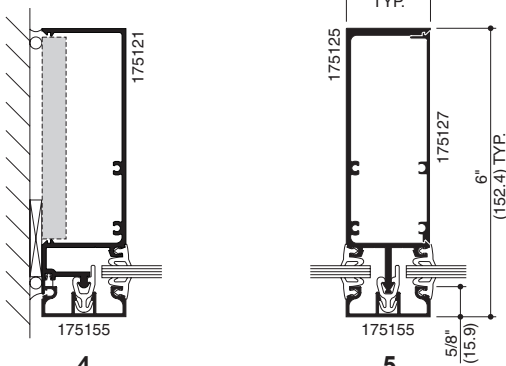
1 HEAD



2 HORIZONTAL



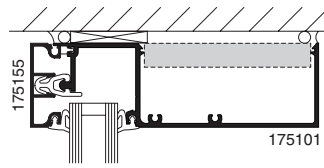
3 SILL



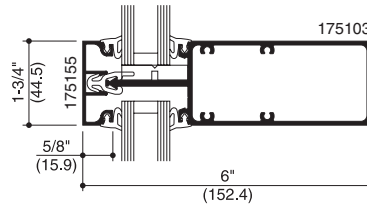
4 JAMB

5 MULLION

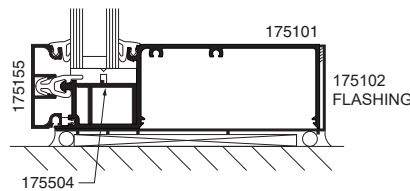
1" INFILL



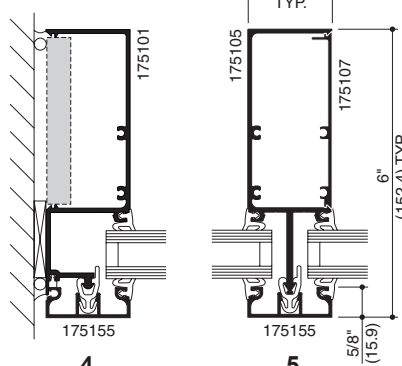
1 HEAD



2 HORIZONTAL

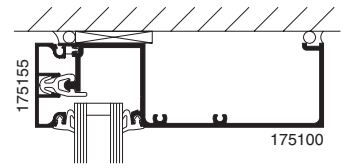


3 SILL

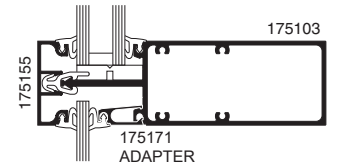


4 JAMB

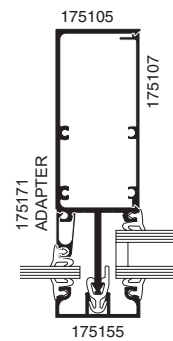
5 SPLIT MULLION



1 HEAD W/ CAULK LEG



2A HORIZONTAL W/ 1/4" ADAPTER



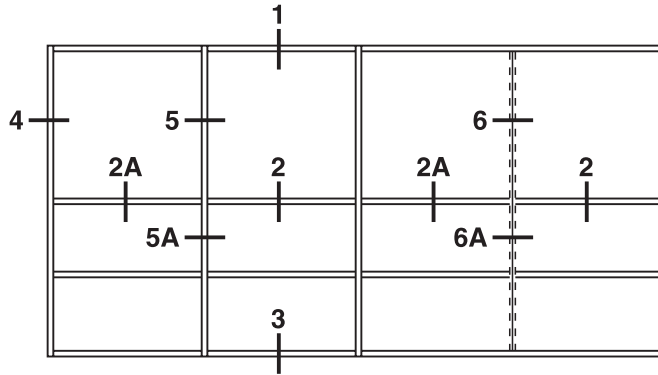
5A SPLIT MULLION W/ 1/4" ADAPTER

Laws and building and safety codes governing the design and use of Kawneer products, such as glazed entrance, window, and curtain wall products, vary widely. Kawneer does not control the selection of product configurations, operating hardware, or glazing materials, and assumes no responsibility therefor.

Kawneer reserves the right to change configuration without prior notice when deemed necessary for product improvement.
© 2014, Kawneer Company, Inc.

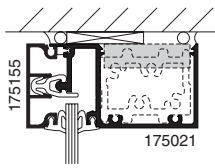
Additional information and CAD details are available at www.kawneer.com

NOTE: TYPE-B SYSTEM SIMILAR EXCEPT HEAD & SILL RUN THROUGH.

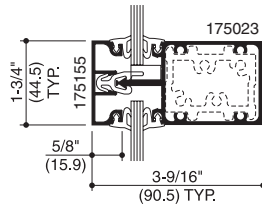


ELEVATION IS NUMBER KEYED TO DETAILS

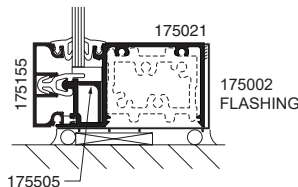
1/4" INFILL



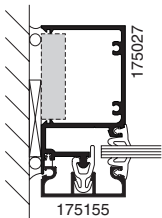
1 HEAD



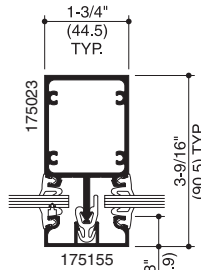
2 HORIZONTAL



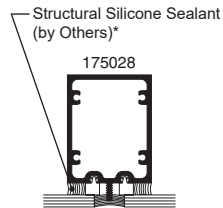
3 SILL



4 JAMB

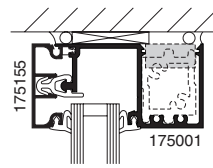


5 MULLION

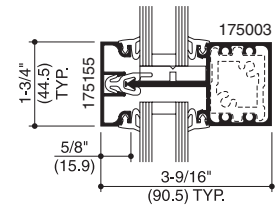


6 SSG MULLION

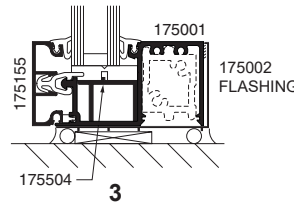
1" INFILL



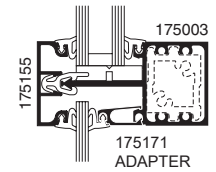
1 HEAD



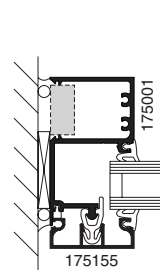
2 HORIZONTAL



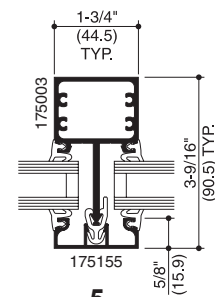
3 SILL



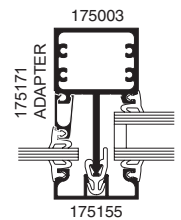
2A HORIZONTAL W/ 1/4" ADAPTER



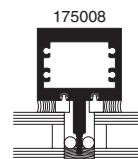
4 JAMB



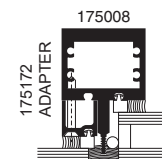
5 MULLION



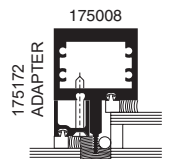
5A MULLION W/ 1/4" ADAPTER



6 SSG MULLION



6A W/ 1/4" ADAPTER INSIDE SEAL



6A W/ 1/4" ADAPTER OUTSIDE SEAL

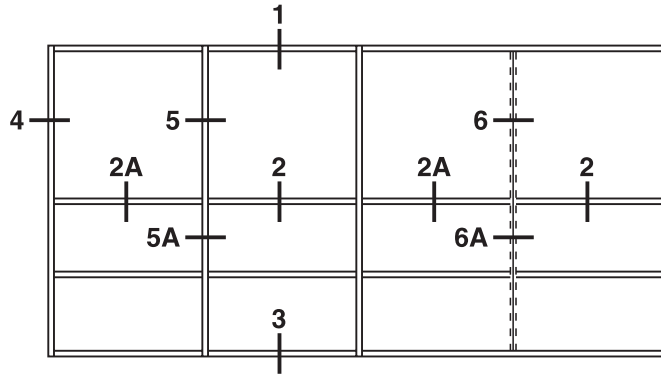
* INSTALLER NOTE: Installer is responsible for all required compatibility review and approvals with the Structural Silicone Manufacturer and the Insulating Glass Unit Manufacturer.

Laws and building and safety codes governing the design and use of Kawneer products, such as glazed entrance, window, and curtain wall products, vary widely. Kawneer does not control the selection of product configurations, operating hardware, or glazing materials, and assumes no responsibility therefor.

Kawneer reserves the right to change configuration without prior notice when deemed necessary for product improvement.
© 2014, Kawneer Company, Inc.

Additional information and CAD details are available at www.kawneer.com

NOTE: TYPE-B SYSTEM SIMILAR EXCEPT HEAD & SILL RUN THROUGH.

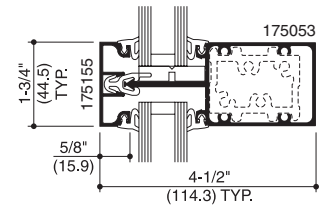
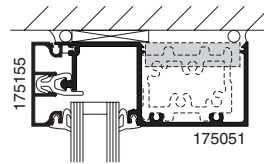
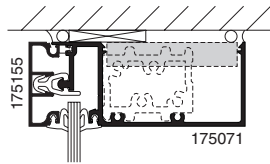


ELEVATION IS NUMBER KEYED TO DETAILS

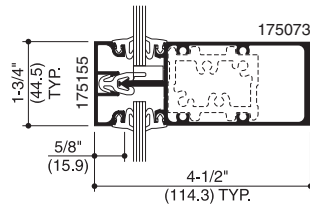
1/4" INFILL

1" INFILL

1 HEAD

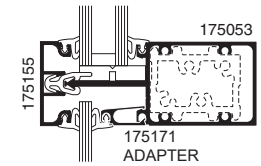
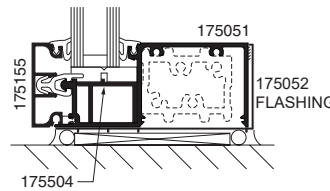


2 HORIZONTAL

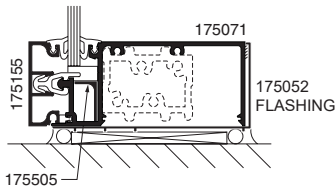


1 HEAD

2 HORIZONTAL

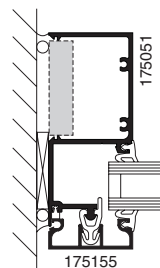
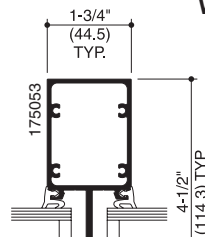


3 SILL



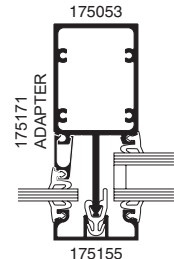
3 SILL

2A HORIZONTAL W/ 1/4" ADAPTER

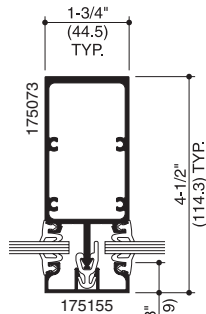
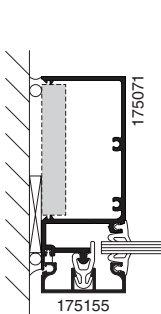


4 JAMB

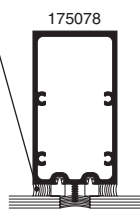
5 MULLION



5A MULLION W/ 1/4" ADAPTER



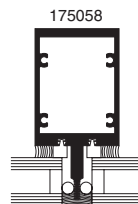
Structural Silicone Sealant (by Others)*



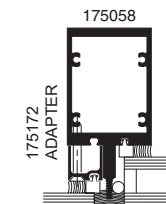
4 JAMB

5 MULLION

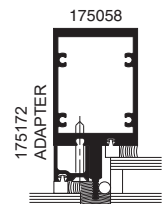
6 SSG MULLION



6 SSG MULLION W/ 1/4" ADAPTER INSIDE SEAL



6A W/ 1/4" ADAPTER INSIDE SEAL



6A W/ 1/4" ADAPTER OUTSIDE SEAL

* **INSTALLER NOTE:** Installer is responsible for all required compatibility review and approvals with the Structural Silicone Manufacturer and the Insulating Glass Unit Manufacturer.

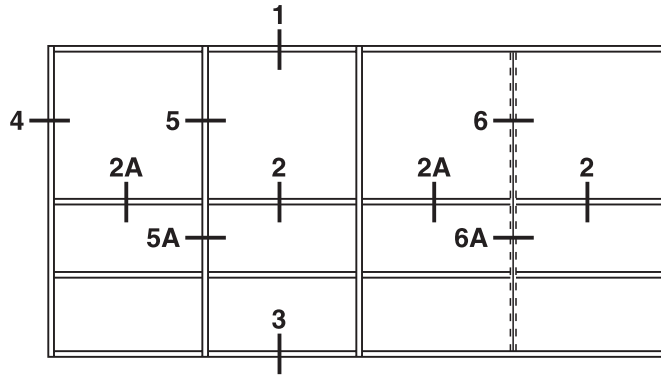
Laws and building and safety codes governing the design and use of Kawneer products, such as glazed entrance, window, and curtain wall products, vary widely. Kawneer does not control the selection of product configurations, operating hardware, or glazing materials, and assumes no responsibility therefor.

Kawneer reserves the right to change configuration without prior notice when deemed necessary for product improvement.

© 2014, Kawneer Company, Inc.

Additional information and CAD details are available at www.kawneer.com

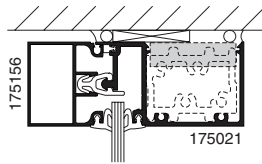
NOTE: TYPE-B SYSTEM SIMILAR EXCEPT HEAD & SILL RUN THROUGH.



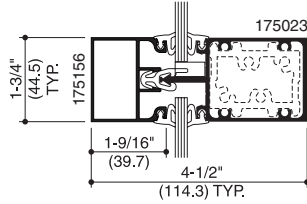
ELEVATION IS NUMBER KEYED TO DETAILS

1/4" INFILL

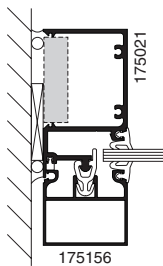
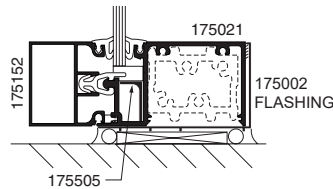
1 HEAD



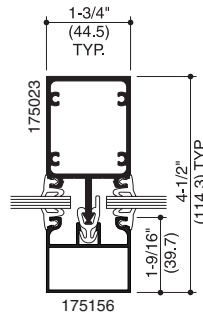
2 HORIZONTAL



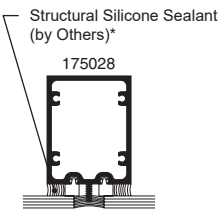
3 SILL



4 JAMB



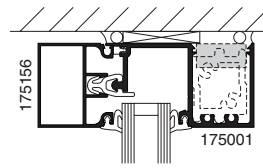
5 MULLION



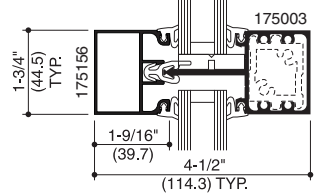
6 SSG MULLION

1" INFILL

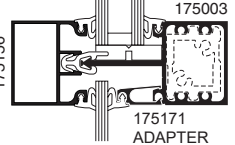
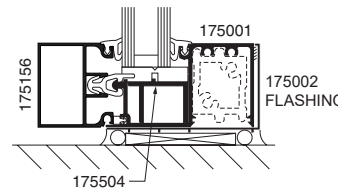
1 HEAD



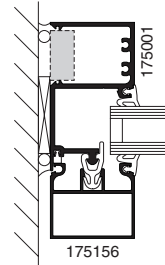
2 HORIZONTAL



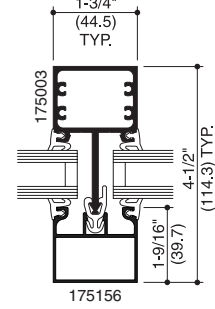
3 SILL



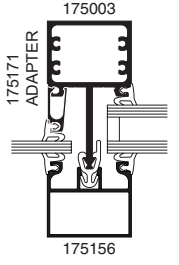
2A HORIZONTAL W/ 1/4" ADAPTER



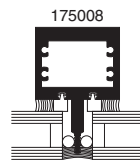
4 JAMB



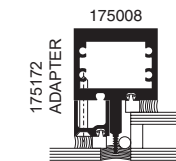
5 MULLION



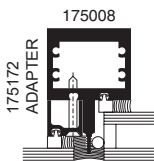
5A MULLION W/ 1/4" ADAPTER



6 SSG MULLION



6A W/ 1/4" ADAPTER INSIDE SEAL



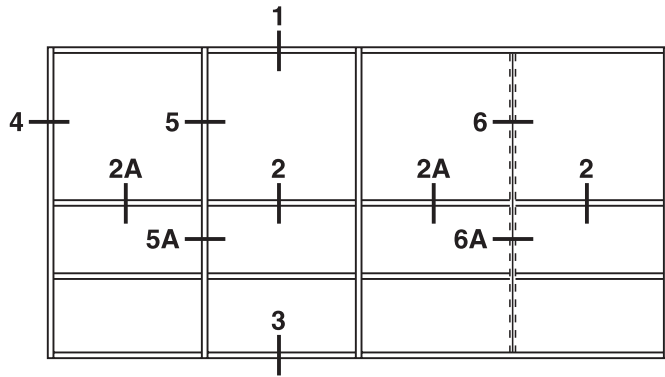
6A W/ 1/4" ADAPTER OUTSIDE SEAL

* INSTALLER NOTE: Installer is responsible for all required compatibility review and approvals with the Structural Silicone Manufacturer and the Insulating Glass Unit Manufacturer.

Laws and building and safety codes governing the design and use of Kawneer products, such as glazed entrance, window, and curtain wall products, vary widely. Kawneer does not control the selection of product configurations, operating hardware, or glazing materials, and assumes no responsibility therefor.

Kawneer reserves the right to change configuration without prior notice when deemed necessary for product improvement.
© 2014, Kawneer Company, Inc.

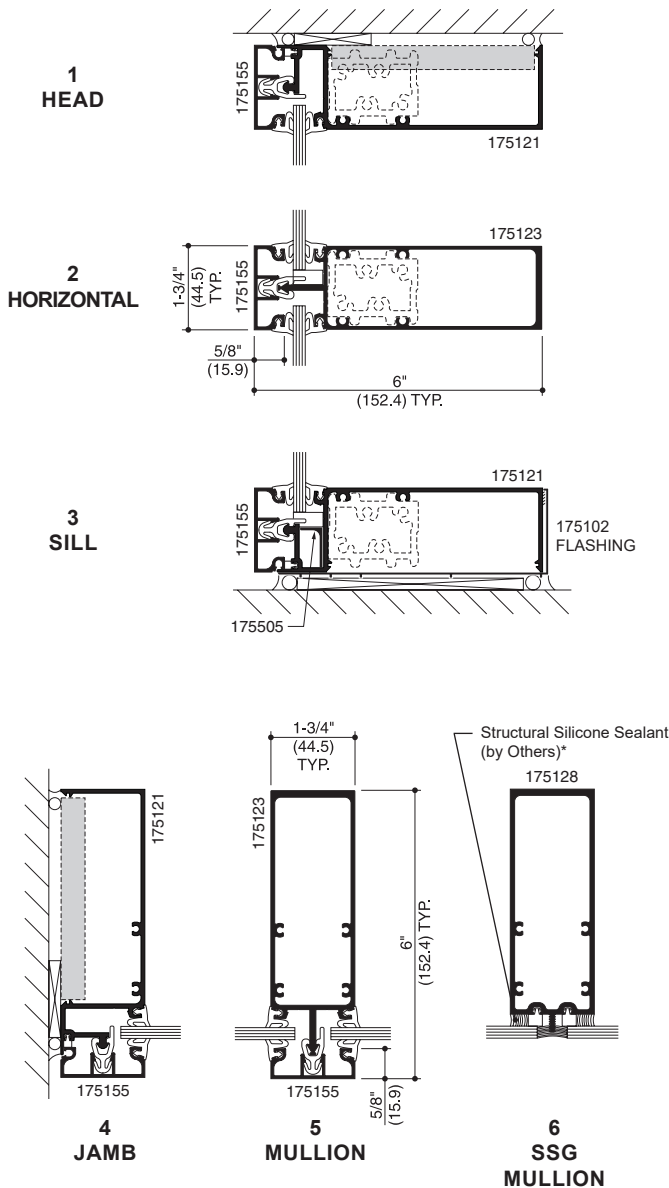
Additional information and CAD details are available at www.kawneer.com



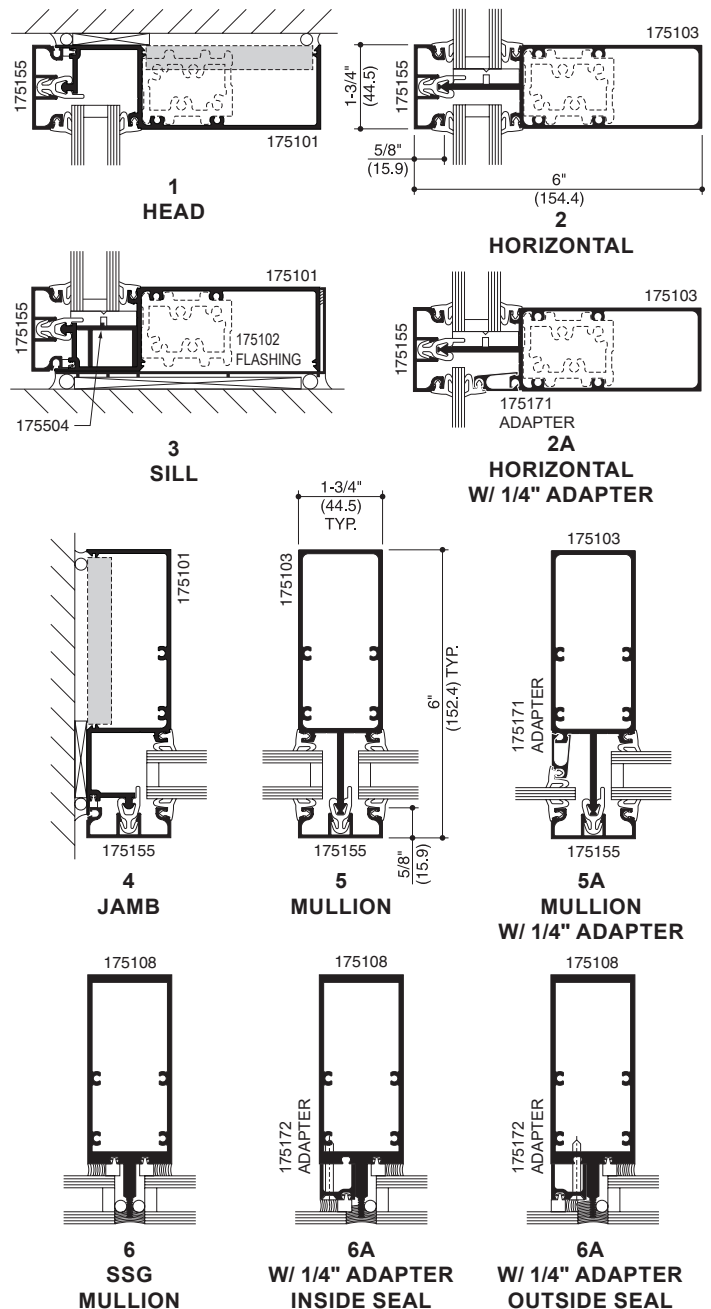
NOTE: TYPE-B SYSTEM SIMILAR EXCEPT HEAD & SILL RUN THROUGH.

ELEVATION IS NUMBER KEYED TO DETAILS

1/4" INFILL



1" INFILL



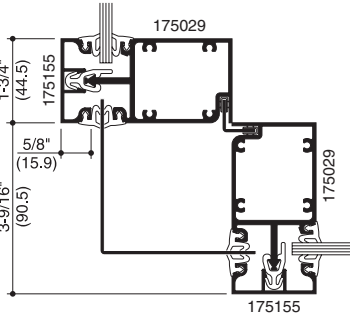
*** INSTALLER NOTE:** Installer is responsible for all required compatibility review and approvals with the Structural Silicone Manufacturer and the Insulating Glass Unit Manufacturer.

Laws and building and safety codes governing the design and use of Kawneer products, such as glazed entrance, window, and curtain wall products, vary widely. Kawneer does not control the selection of product configurations, operating hardware, or glazing materials, and assumes no responsibility therefor.

Kawneer reserves the right to change configuration without prior notice when deemed necessary for product improvement.
© 2014, Kawneer Company, Inc.

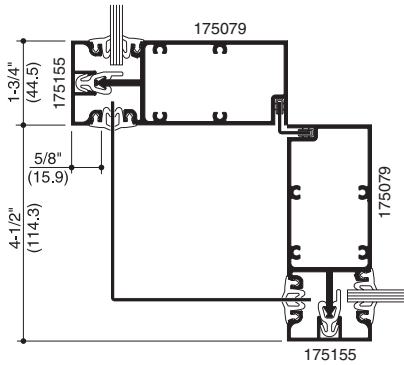
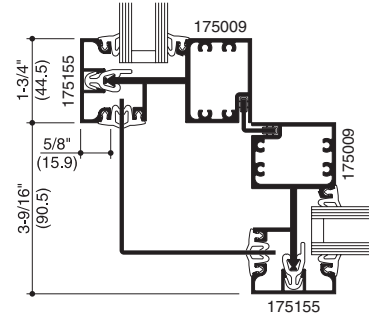
Additional information and CAD details are available at www.kawneer.com

1/4" INFILL

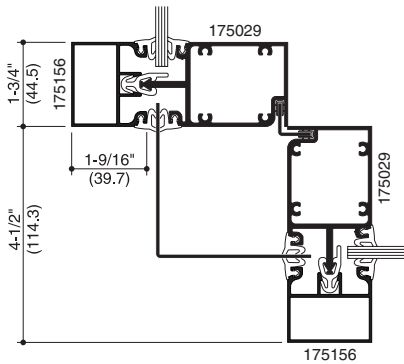
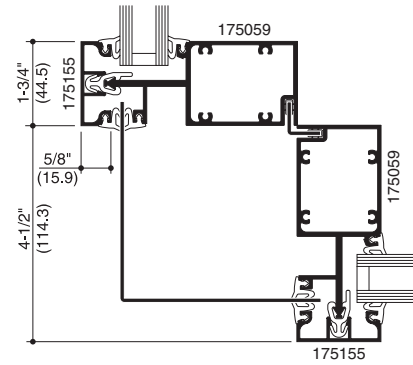


3-9/16" SYSTEM

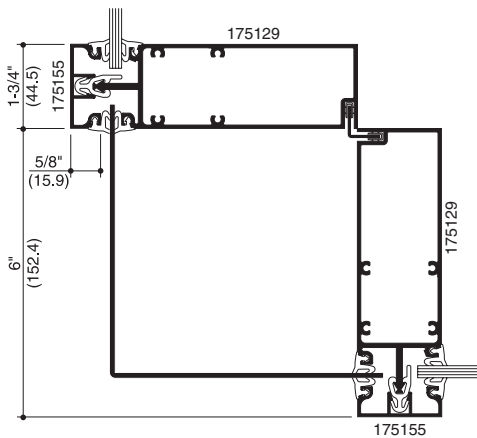
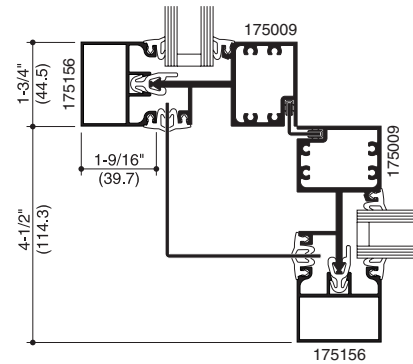
1" INFILL



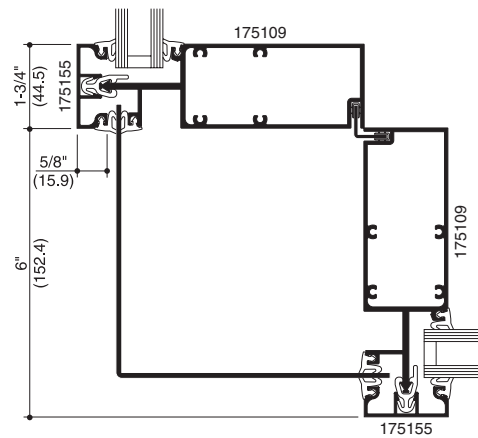
4-1/2" SYSTEM



4-1/2" SYSTEM CENTER GLAZED



6" SYSTEM

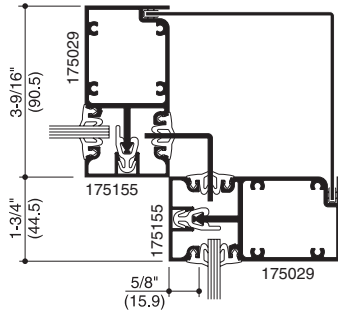


Laws and building and safety codes governing the design and use of Kawneer products, such as glazed entrance, window, and curtain wall products, vary widely. Kawneer does not control the selection of product configurations, operating hardware, or glazing materials, and assumes no responsibility therefor.

Kawneer reserves the right to change configuration without prior notice when deemed necessary for product improvement.
© 2014, Kawneer Company, Inc.

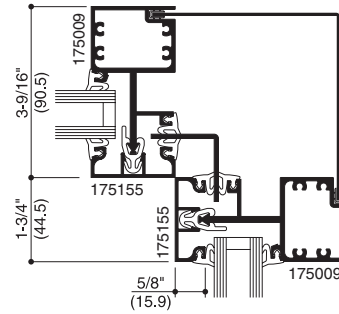
Additional information and CAD details are available at www.kawneer.com

1/4" INFILL

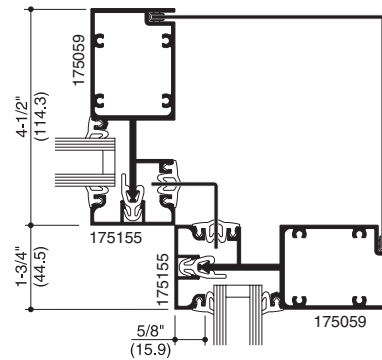
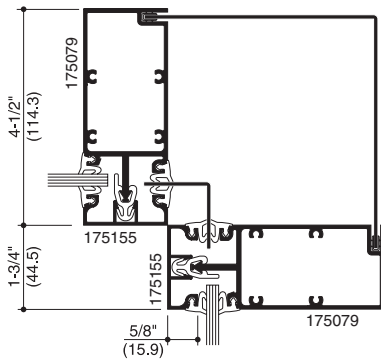


3-9/16" SYSTEM

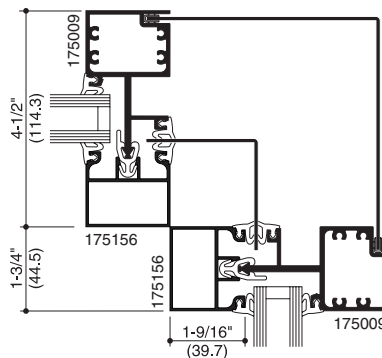
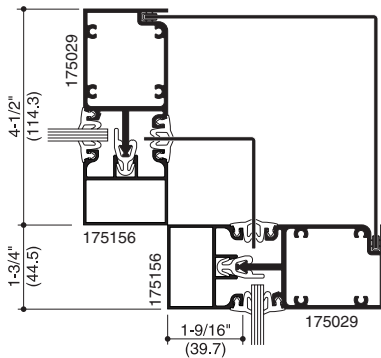
1" INFILL



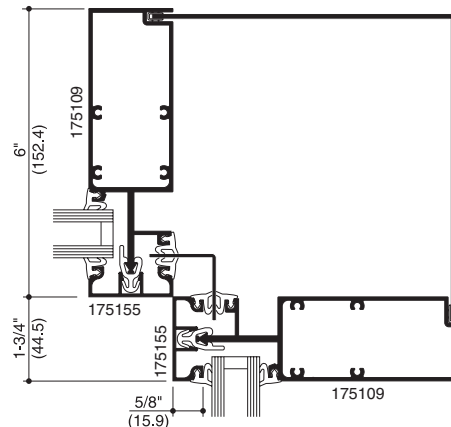
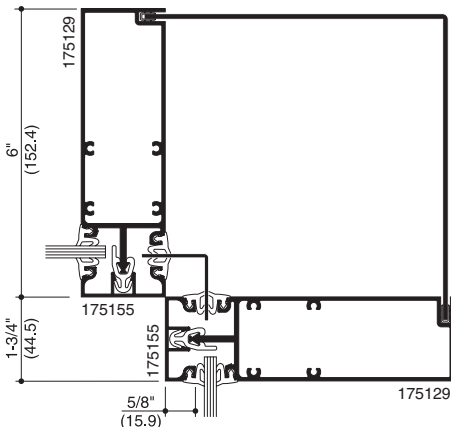
4-1/2" SYSTEM



**4-1/2" SYSTEM
CENTER GLAZED**



6" SYSTEM

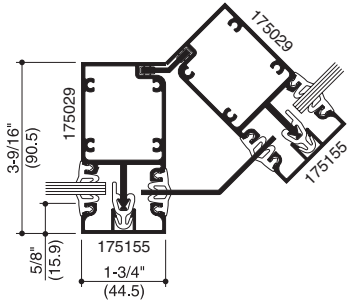


Laws and building and safety codes governing the design and use of Kawneer products, such as glazed entrance, window, and curtain wall products, vary widely. Kawneer does not control the selection of product configurations, operating hardware, or glazing materials, and assumes no responsibility therefor.

Kawneer reserves the right to change configuration without prior notice when deemed necessary for product improvement.
© 2014, Kawneer Company, Inc.

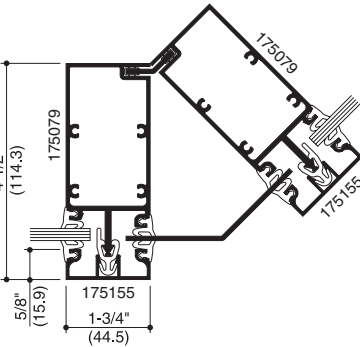
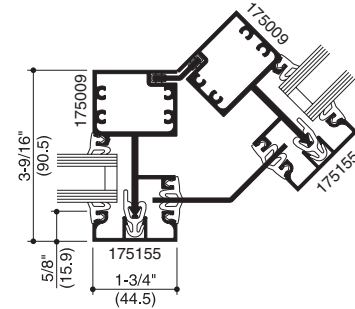
Additional information and CAD details are available at www.kawneer.com

1/4" INFILL

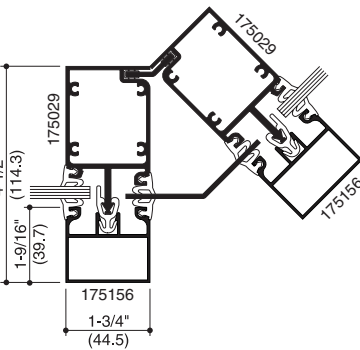
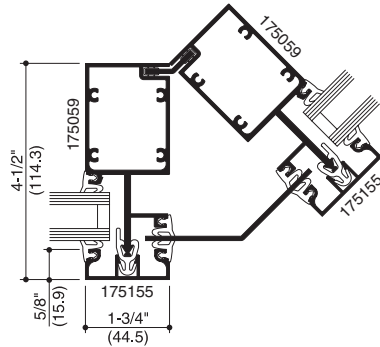


3-9/16" SYSTEM

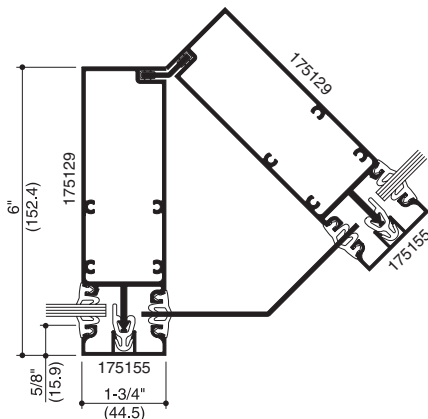
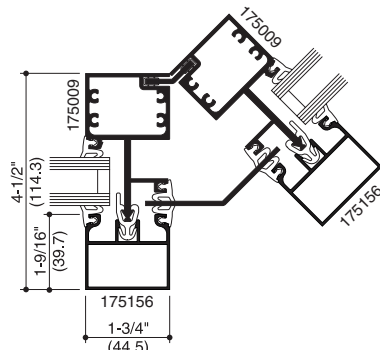
1" INFILL



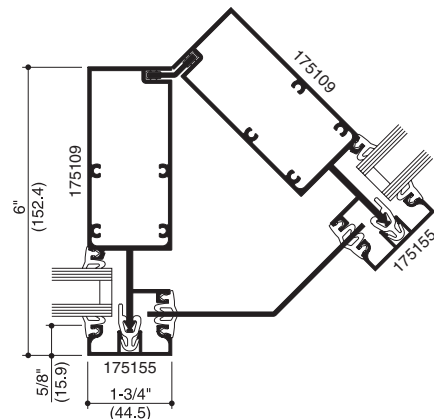
4-1/2" SYSTEM



4-1/2" SYSTEM
CENTER GLAZED



6" SYSTEM

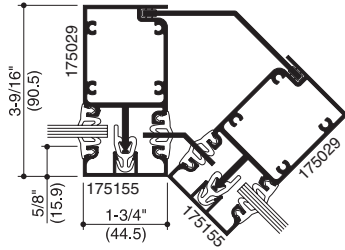


Laws and building and safety codes governing the design and use of Kawneer products, such as glazed entrance, window, and curtain wall products, vary widely. Kawneer does not control the selection of product configurations, operating hardware, or glazing materials, and assumes no responsibility therefor.

Kawneer reserves the right to change configuration without prior notice when deemed necessary for product improvement.
© 2014, Kawneer Company, Inc.

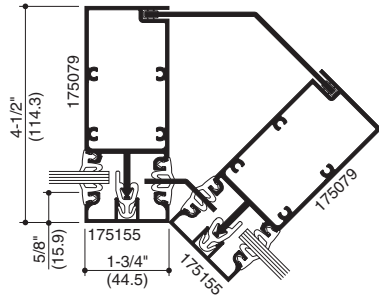
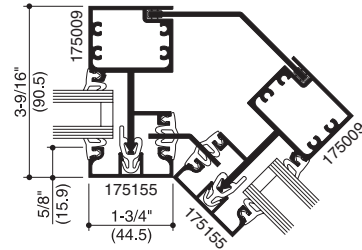
Additional information and CAD details are available at www.kawneer.com

1/4" INFILL

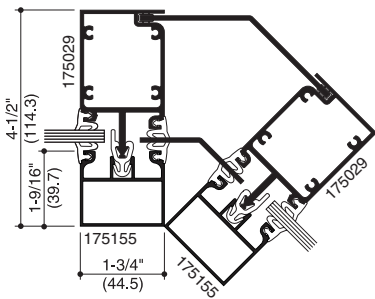
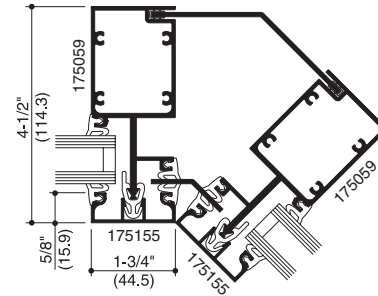


3-9/16" SYSTEM

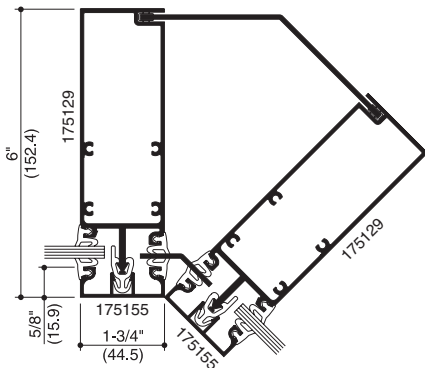
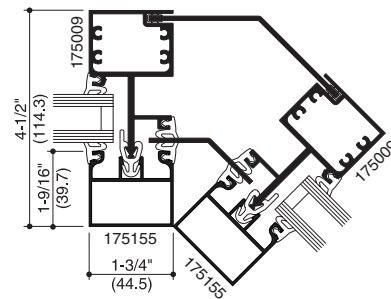
1" INFILL



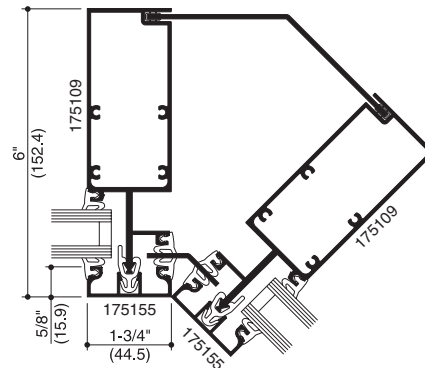
4-1/2" SYSTEM



**4-1/2" SYSTEM
CENTER GLAZED**



6" SYSTEM

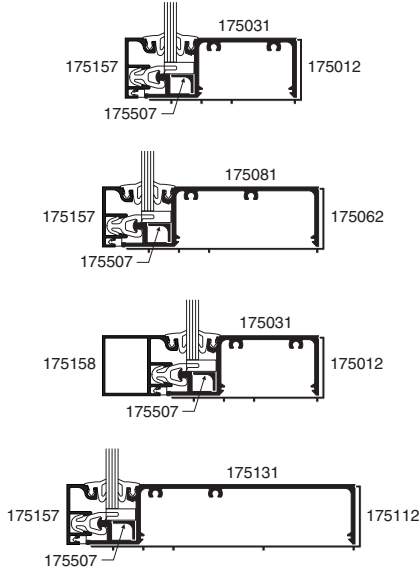


Laws and building and safety codes governing the design and use of Kawneer products, such as glazed entrance, window, and curtain wall products, vary widely. Kawneer does not control the selection of product configurations, operating hardware, or glazing materials, and assumes no responsibility therefor.

Kawneer reserves the right to change configuration without prior notice when deemed necessary for product improvement.
© 2014, Kawneer Company, Inc.

Additional information and CAD details are available at www.kawneer.com

**1-1/4" NARROW PERIMETER
SCREW SPLINE SYSTEM
WITH 1/4" INFILL**



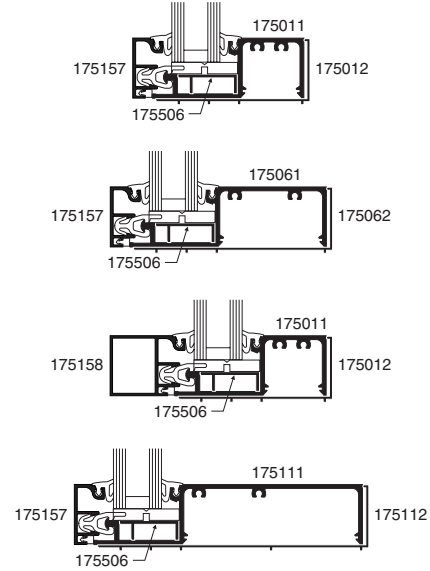
3-9/16" SYSTEM

4-1/2" SYSTEM

**4-1/2" SYSTEM
CENTER GLAZED**

6" SYSTEM

**1-1/4" NARROW PERIMETER
SCREW SPLINE SYSTEM
WITH 1" INFILL**



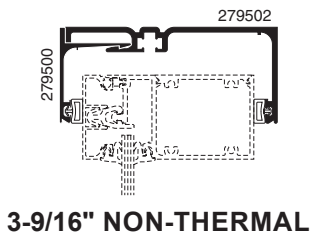
3-9/16" SYSTEM

4-1/2" SYSTEM

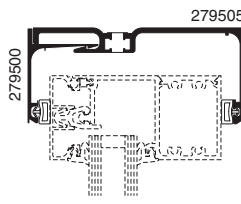
**4-1/2" SYSTEM
CENTER GLAZED**

6" SYSTEM

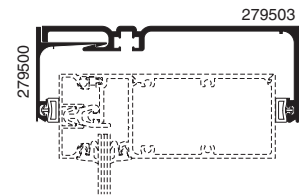
**HEAD RECEPTORS
(EXTERIOR INSTALLED)**



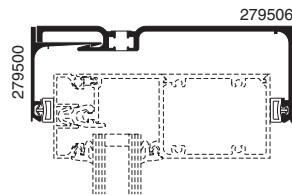
3-9/16" NON-THERMAL



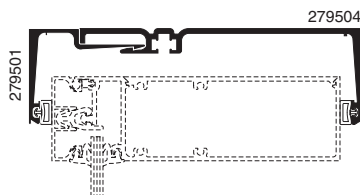
3-9/16" THERMAL



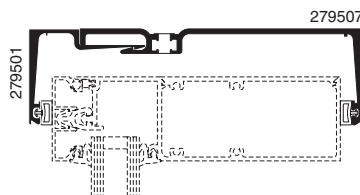
4-1/2" NON-THERMAL



4-1/2" THERMAL

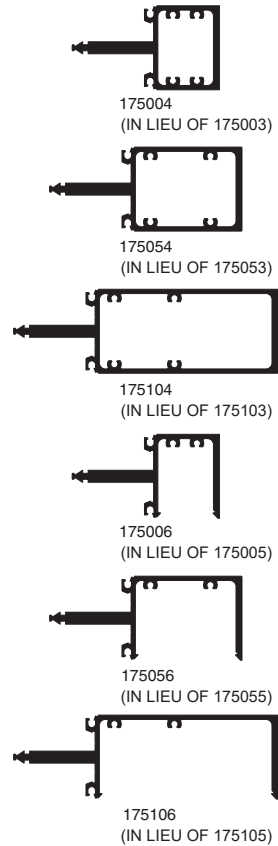


6" NON-THERMAL



6" THERMAL

HEAVY MULLIONS



NOTE:
HEAVY MULLIONS CAN BE USED WITH
STANDARD FACE COVERS 175155 & 175156

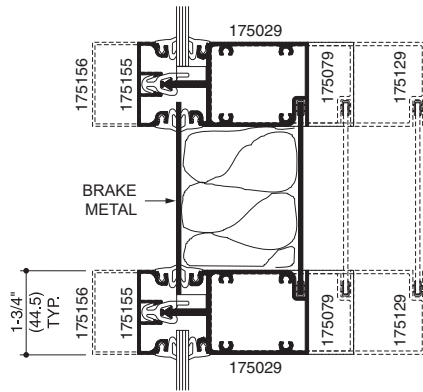
Laws and building and safety codes governing the design and use of Kawneer products, such as glazed entrance, window, and curtain wall products, vary widely. Kawneer does not control the selection of product configurations, operating hardware, or glazing materials, and assumes no responsibility therefor.

Kawneer reserves the right to change configuration without prior notice when deemed necessary for product improvement.
© 2014, Kawneer Company, Inc.

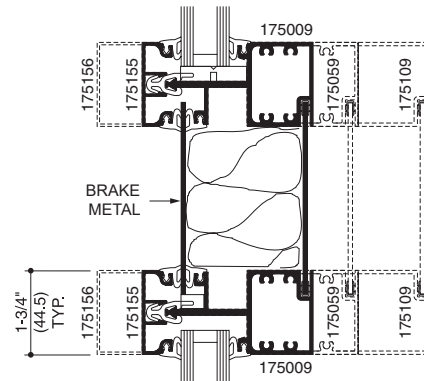
Additional information and CAD details are available at www.kawneer.com

**HORIZONTAL / CROSSRAIL ASSEMBLY
(SCREW SPLINE SYSTEM)**

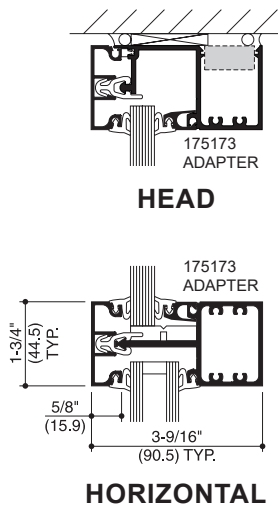
1/4" INFILL



1" INFILL



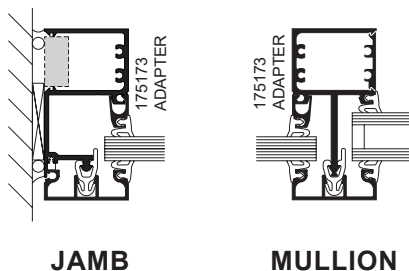
**1/2" INFILL ADAPTER
(SHOWN WITH 3-9/16" DEEP SYSTEM)**



EnCORE® GLAZING CHART

INFILL THICKNESS	ADAPTER for 1" Infill Pocket	WEATHERING (Both Sides)
1/8"	175171	027077 Heavy
1/4"	175171	027074 Standard
3/8"	175171	027076 Light
1/2"	175173	027074 Standard
5/8"	175173	027076 Light
3/4"	175175	027074 Standard
7/8"	-	027077 Heavy
1"	-	027074 Standard
1-1/8"	-	027076 Light

NOTE: For infill thicknesses in 1/16" increments or oversize glass, use a combination of the Std. (027074) with either the Light (27076) or the Heavy (027077) gaskets.



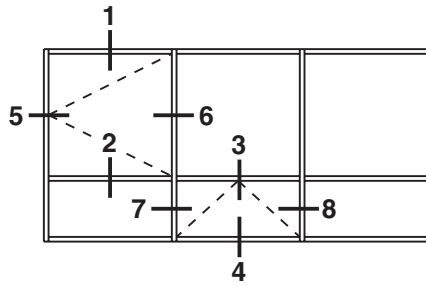
SSG GLAZING CHART

INFILL THICKNESS	SSG ADAPTER	HORIZONTAL WEATHERING	SSG WEATHERING
1/4"	175172	027074 Std.	175302
1/2"	175173	027074 Std.	175302

Law and building and safety codes governing the design and use of Kawneer products, such as glazed entrance, window, and curtain wall products, vary widely. Kawneer does not control the selection of product configurations, operating hardware, or glazing materials, and assumes no responsibility therefor.

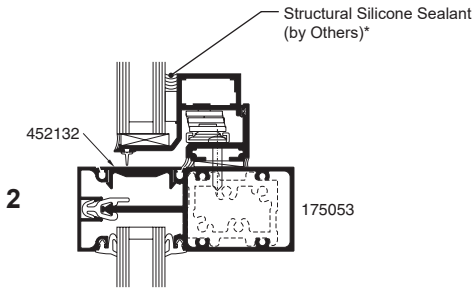
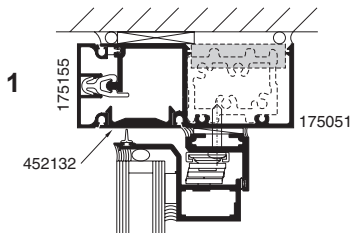
Kawneer reserves the right to change configuration without prior notice when deemed necessary for product improvement.
© 2014, Kawneer Company, Inc.

Additional information and CAD details are available at www.kawneer.com

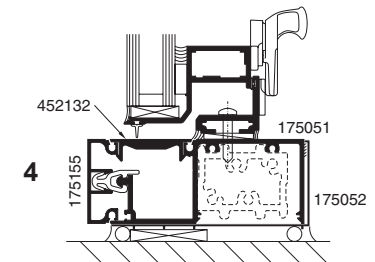
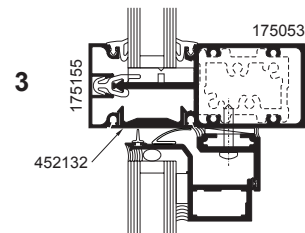


ELEVATION IS NUMBER KEYED TO DETAILS

OUTSWING CASEMENT

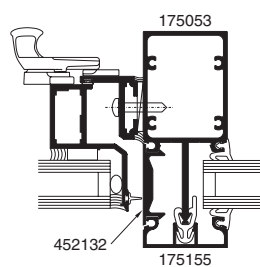
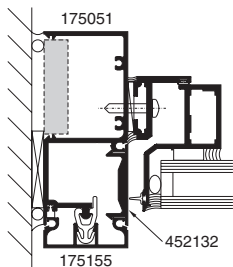


PROJECT-OUT

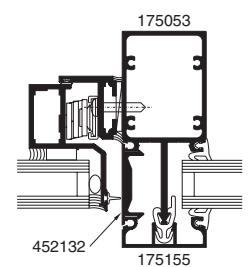
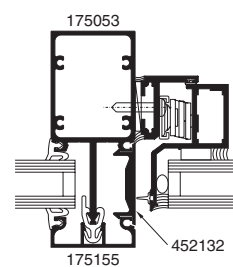


*** INSTALLER NOTE:** Installer is responsible for all required compatibility review and approvals with the Structural Silicone Manufacturer and the Insulating Glass Unit Manufacturer.

OUTSWING CASEMENT



PROJECT-OUT



5

6

7

8

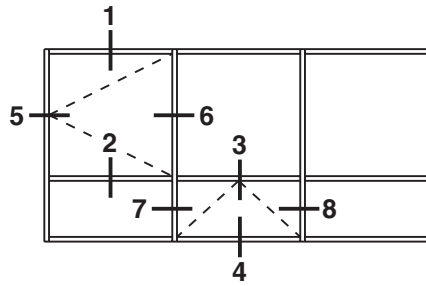
NOTE: Black spacer is recommended when 1" (25.4) insulating glass is used.

Laws and building and safety codes governing the design and use of Kawneer products, such as glazed entrance, window, and curtain wall products, vary widely. Kawneer does not control the selection of product configurations, operating hardware, or glazing materials, and assumes no responsibility therefor.

Kawneer reserves the right to change configuration without prior notice when deemed necessary for product improvement.

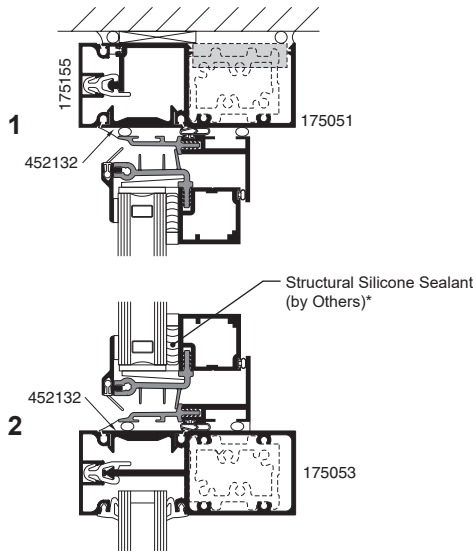
© 2014, Kawneer Company, Inc.

Additional information and CAD details are available at www.kawneer.com

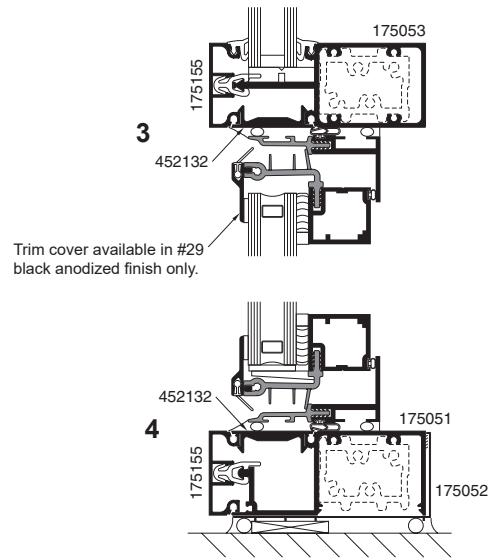


ELEVATION IS NUMBER KEYED TO DETAILS

OUTSWING CASEMENT

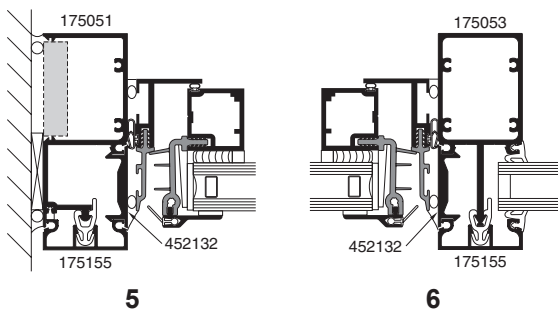


PROJECT-OUT

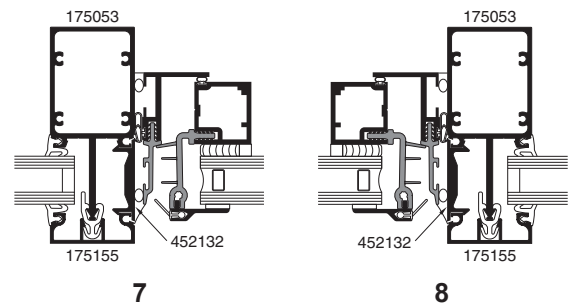


* **INSTALLER NOTE:** Installer is responsible for all required compatibility review and approvals with the Structural Silicone Manufacturer and the Insulating Glass Unit Manufacturer.

OUTSWING CASEMENT



PROJECT-OUT

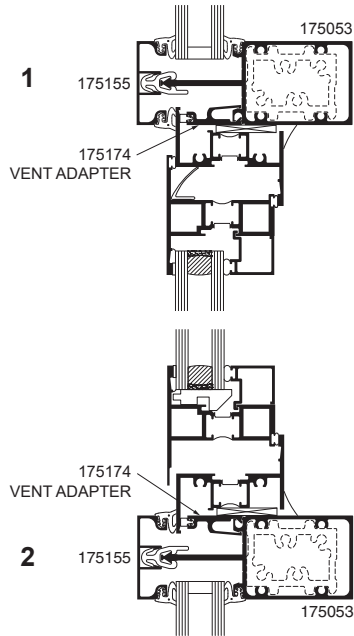


NOTE: Black spacer is recommended when 1" (25.4) insulating glass is used.

Laws and building and safety codes governing the design and use of Kawneer products, such as glazed entrance, window, and curtain wall products, vary widely. Kawneer does not control the selection of product configurations, operating hardware, or glazing materials, and assumes no responsibility therefor.

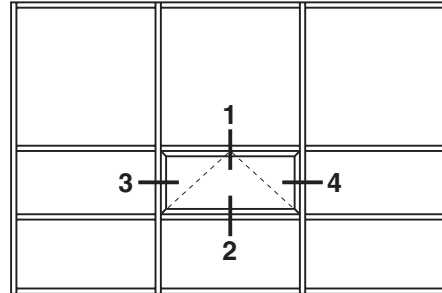
Kawneer reserves the right to change configuration without prior notice when deemed necessary for product improvement.
© 2014, Kawneer Company, Inc.

Additional information and CAD details are available at www.kawneer.com

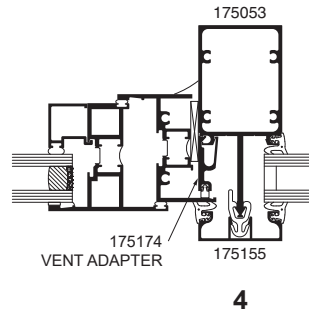
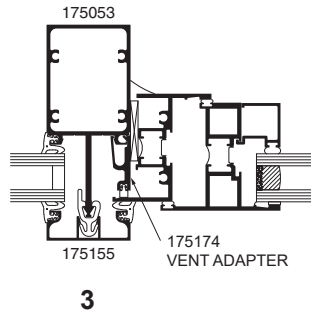


8225TL THERMAL WINDOWS SHOWN

NOTE: Other vent types can be accommodated. Consult your Kawneer Representative for other options.



ELEVATION IS NUMBER KEYED TO DETAILS



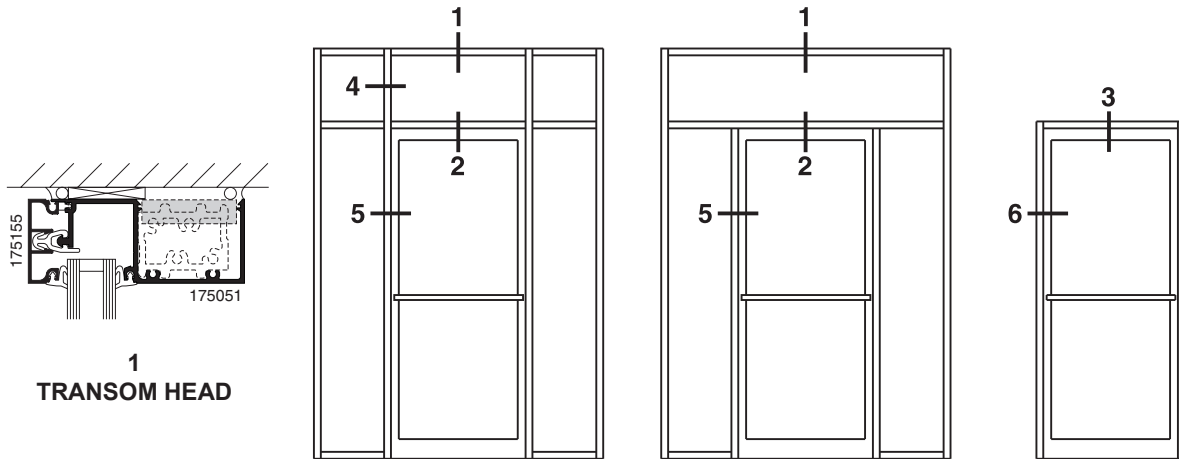
Laws and building and safety codes governing the design and use of Kawneer products, such as glazed entrance, window, and curtain wall products, vary widely. Kawneer does not control the selection of product configurations, operating hardware, or glazing materials, and assumes no responsibility therefor.

Kawneer reserves the right to change configuration without prior notice when deemed necessary for product improvement.
© 2014, Kawneer Company, Inc.

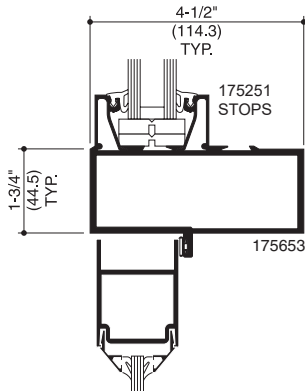
Additional information and CAD details are available at www.kawneer.com

EnCORE® FRAMING INCORPORATING KAWNEER "190" DOORS.

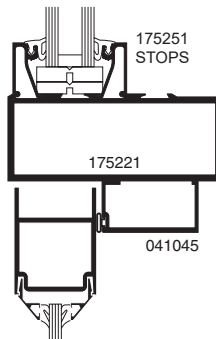
NOTE: Other types of Kawneer doors may be used with this framing. See the Entrance Section for additional information.



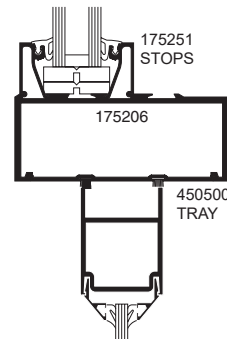
ELEVATION IS NUMBER KEYED TO DETAILS



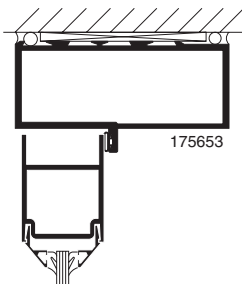
2
OFFSET PIVOT/
BUTT HUNG
TRANSOM BAR



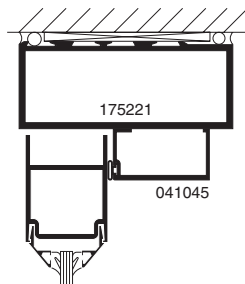
2
S/A OFFSET ARM
OFFSET PIVOT/
BUTT HUNG
TRANSOM BAR



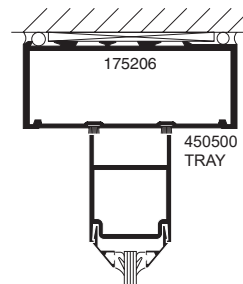
2
C.O.C.
CENTER PIVOT
TRANSOM BAR



3
OFFSET PIVOT/
BUTT HUNG
HEADER



3
S/A OFFSET ARM
OFFSET PIVOT/
BUTT HUNG
HEADER



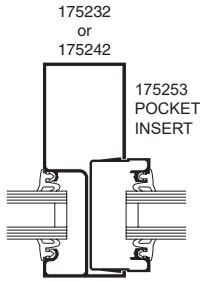
3
C.O.C.
CENTER PIVOT
HEADER

Laws and building and safety codes governing the design and use of Kawneer products, such as glazed entrance, window, and curtain wall products, vary widely. Kawneer does not control the selection of product configurations, operating hardware, or glazing materials, and assumes no responsibility therefor.

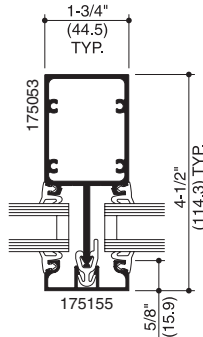
Kawneer reserves the right to change configuration without prior notice when deemed necessary for product improvement.
© 2014, Kawneer Company, Inc.

Additional information and CAD details are available at www.kawneer.com

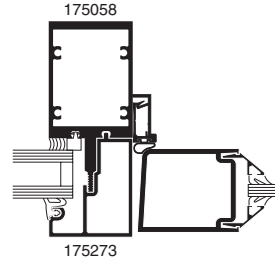
Transom area for both double or single acting doors with glass surround. Jambs above transom area are routed out to accept pocket insert 175253.



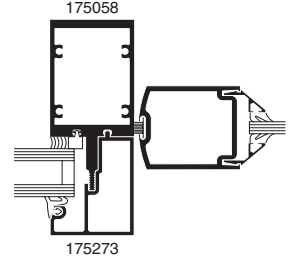
4
DOOR JAMB AT TRANSOM



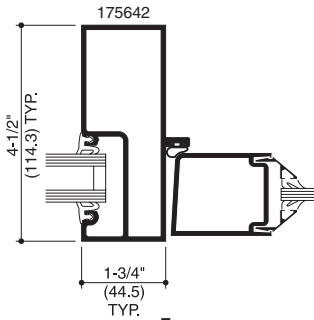
4
DOOR JAMB AT TRANSOM (OPTIONAL)



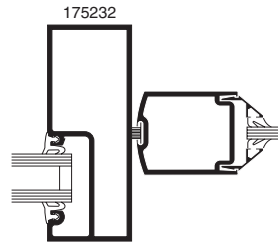
5
SINGLE ACTING SSG DOOR JAMB W/ DOOR ADAPTER



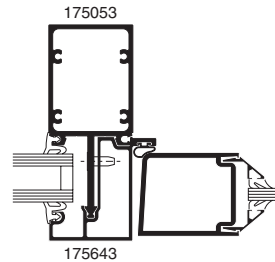
5
DOUBLE ACTING SSG DOOR JAMB W/ DOOR ADAPTER



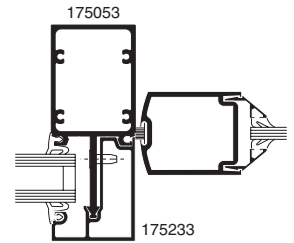
5
SINGLE ACTING DOOR JAMB



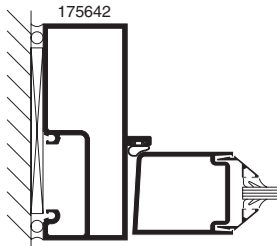
5
DOUBLE ACTING DOOR JAMB



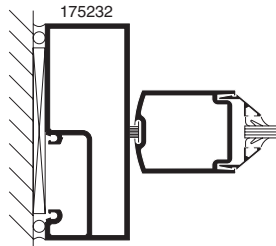
5
SINGLE ACTING DOOR JAMB W/ DOOR ADAPTER



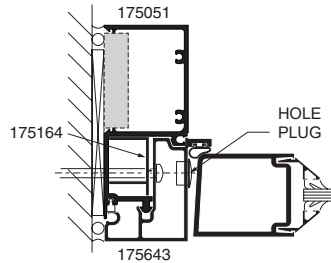
5
DOUBLE ACTING DOOR JAMB W/ DOOR ADAPTER



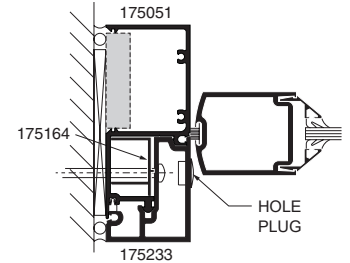
6
SINGLE ACTING DOOR JAMB



6
DOUBLE ACTING DOOR JAMB



6
SINGLE ACTING DOOR JAMB W/ DOOR ADAPTER



6
DOUBLE ACTING DOOR JAMB W/ DOOR ADAPTER

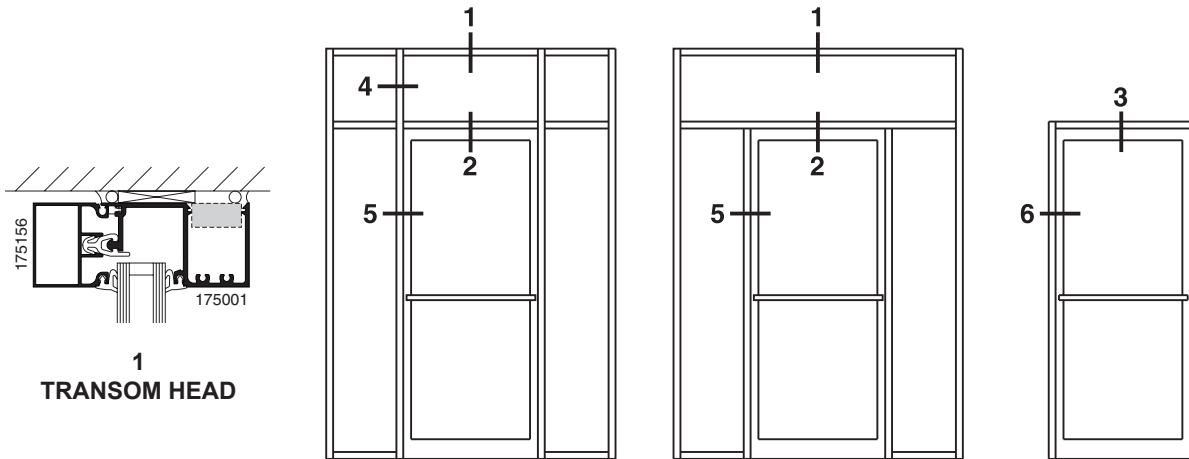
Laws and building and safety codes governing the design and use of Kawneer products, such as glazed entrance, window, and curtain wall products, vary widely. Kawneer does not control the selection of product configurations, operating hardware, or glazing materials, and assumes no responsibility therefor.

Kawneer reserves the right to change configuration without prior notice when deemed necessary for product improvement.
© 2014, Kawneer Company, Inc.

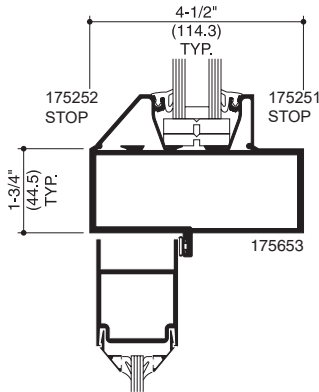
Additional information and CAD details are available at www.kawneer.com

EnCORE® FRAMING INCORPORATING KAWNEER "190" DOORS.

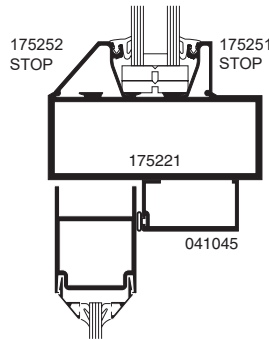
NOTE: Other types of Kawneer doors may be used with this framing. See the Entrance Section for additional information.



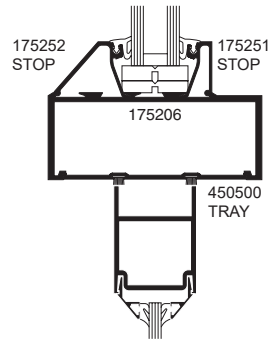
ELEVATION IS NUMBER KEYED TO DETAILS



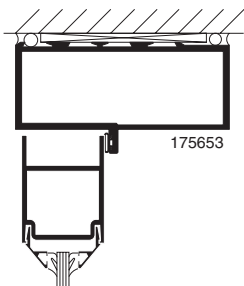
2
OFFSET PIVOT/
BUTT HUNG
TRANSOM BAR



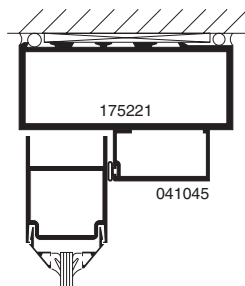
2
S/A OFFSET ARM
OFFSET PIVOT/
BUTT HUNG
TRANSOM BAR



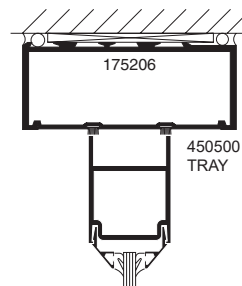
2
C.O.C.
CENTER PIVOT
TRANSOM BAR



3
OFFSET PIVOT/
BUTT HUNG
HEADER



3
S/A OFFSET ARM
OFFSET PIVOT/
BUTT HUNG
HEADER



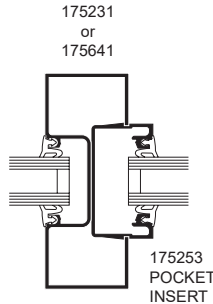
3
C.O.C.
CENTER PIVOT
HEADER

Laws and building and safety codes governing the design and use of Kawneer products, such as glazed entrance, window, and curtain wall products, vary widely. Kawneer does not control the selection of product configurations, operating hardware, or glazing materials, and assumes no responsibility therefor.

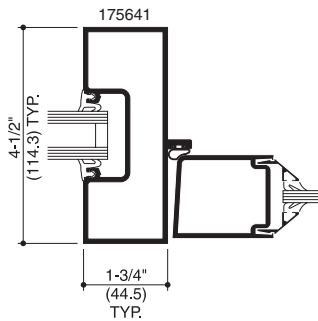
Kawneer reserves the right to change configuration without prior notice when deemed necessary for product improvement.
© 2014, Kawneer Company, Inc.

Additional information and CAD details are available at www.kawneer.com

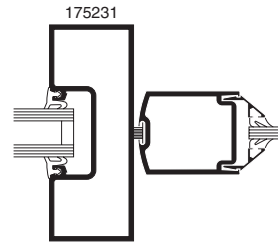
Transom area for both double or single acting doors with glass surround. Jambs above transom area are routed out to accept pocket insert 175253.



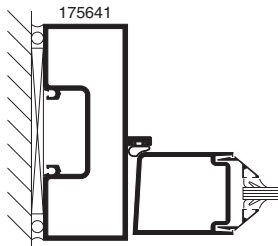
4
DOOR JAMB AT TRANSOM



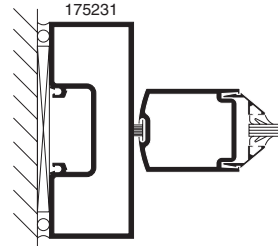
5
SINGLE ACTING DOOR JAMB



5
DOUBLE ACTING DOOR JAMB



6
SINGLE ACTING DOOR JAMB



6
DOUBLE ACTING DOOR JAMB

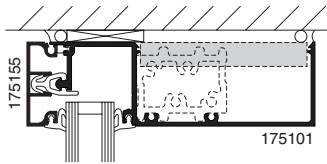
Laws and building and safety codes governing the design and use of Kawneer products, such as glazed entrance, window, and curtain wall products, vary widely. Kawneer does not control the selection of product configurations, operating hardware, or glazing materials, and assumes no responsibility therefor.

Kawneer reserves the right to change configuration without prior notice when deemed necessary for product improvement.
© 2014, Kawneer Company, Inc.

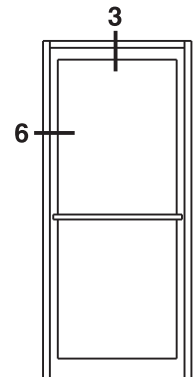
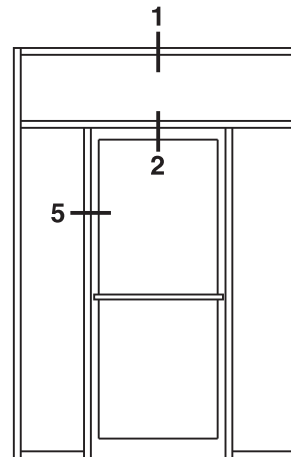
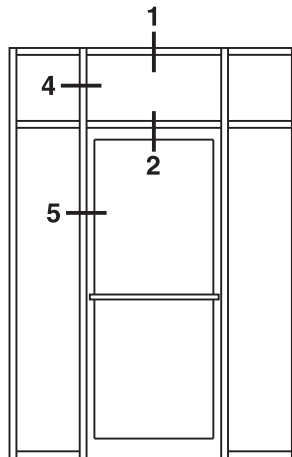
Additional information and CAD details are available at www.kawneer.com

EnCORE® FRAMING INCORPORATING KAWNEER "190" DOORS.

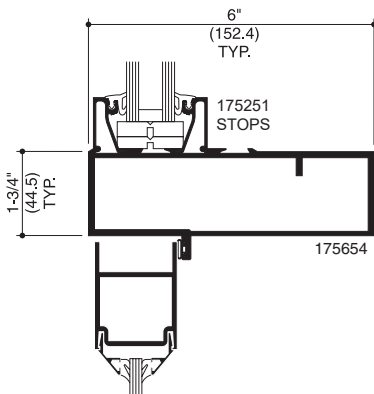
NOTE: Other types of Kawneer doors may be used with this framing. See the Entrance Section for additional information.



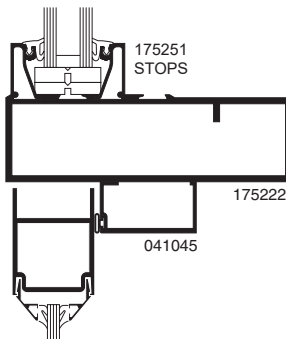
**1
TRANSOM HEAD**



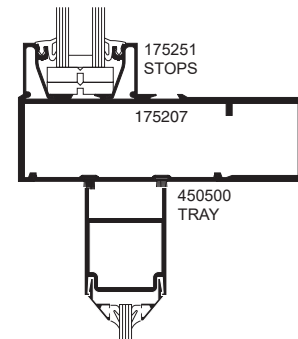
ELEVATION IS NUMBER KEYED TO DETAILS



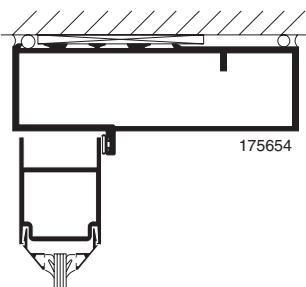
**2
OFFSET PIVOT/
BUTT HUNG
TRANSOM BAR**



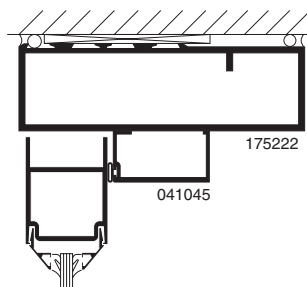
**2
S/A OFFSET ARM
OFFSET PIVOT/
BUTT HUNG
TRANSOM BAR**



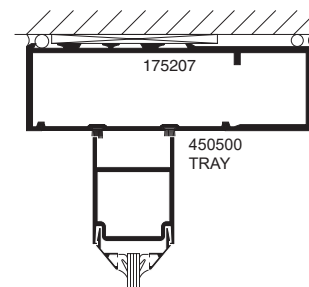
**2
C.O.C.
CENTER PIVOT
TRANSOM BAR**



**3
OFFSET PIVOT/
BUTT HUNG
HEADER**



**3
S/A OFFSET ARM
OFFSET PIVOT/
BUTT HUNG
HEADER**

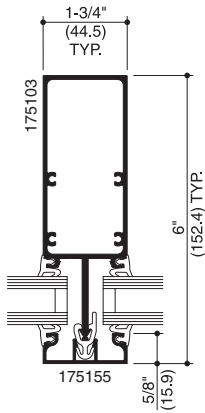


**3
C.O.C.
CENTER PIVOT
HEADER**

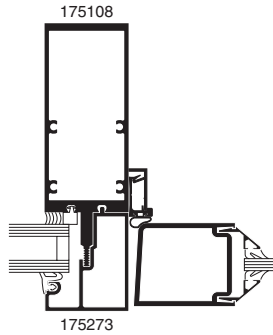
Laws and building and safety codes governing the design and use of Kawneer products, such as glazed entrance, window, and curtain wall products, vary widely. Kawneer does not control the selection of product configurations, operating hardware, or glazing materials, and assumes no responsibility therefor.

Kawneer reserves the right to change configuration without prior notice when deemed necessary for product improvement.
© 2014, Kawneer Company, Inc.

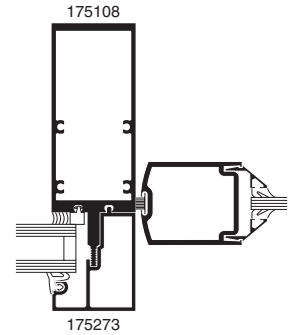
Additional information and CAD details are available at www.kawneer.com



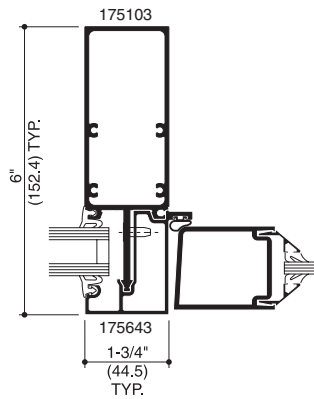
4
DOOR JAMB
AT TRANSOM



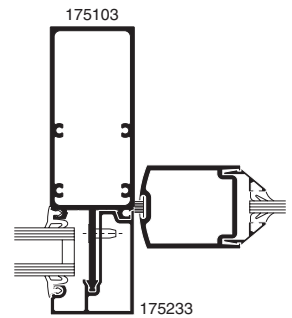
5
SINGLE ACTING
SSG DOOR JAMB
W/ DOOR ADAPTER



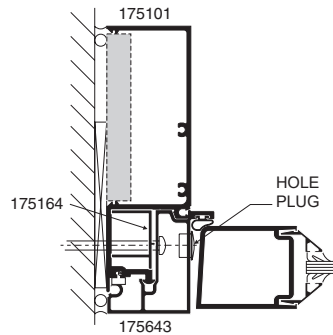
5
DOUBLE ACTING
SSG DOOR JAMB
W/ DOOR ADAPTER



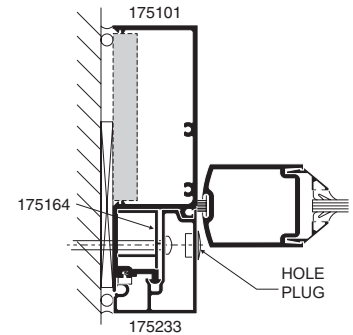
5
SINGLE ACTING
DOOR JAMB
W/ DOOR ADAPTER



5
DOUBLE ACTING
DOOR JAMB
W/ DOOR ADAPTER



6
SINGLE ACTING
DOOR JAMB
W/ DOOR ADAPTER



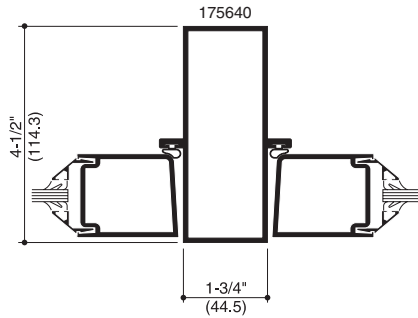
6
DOUBLE ACTING
DOOR JAMB
W/ DOOR ADAPTER

Laws and building and safety codes governing the design and use of Kawneer products, such as glazed entrance, window, and curtain wall products, vary widely. Kawneer does not control the selection of product configurations, operating hardware, or glazing materials, and assumes no responsibility therefor.

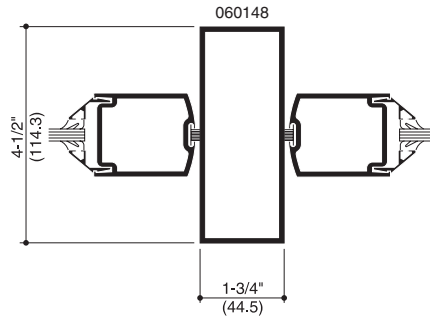
Kawneer reserves the right to change configuration without prior notice when deemed necessary for product improvement.
© 2014, Kawneer Company, Inc.

Additional information and CAD details are available at www.kawneer.com

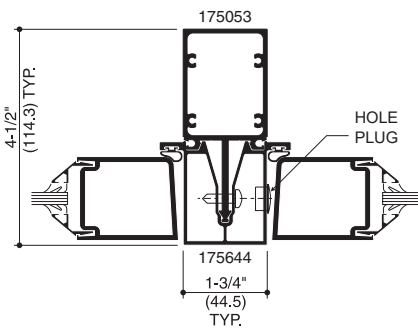
COMMON DOOR JAMBS



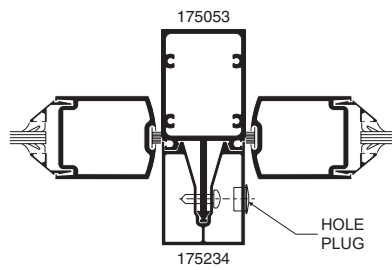
**SINGLE ACTING
DOOR JAMB**



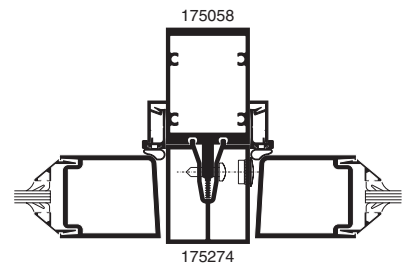
**DOUBLE ACTING
DOOR JAMB**



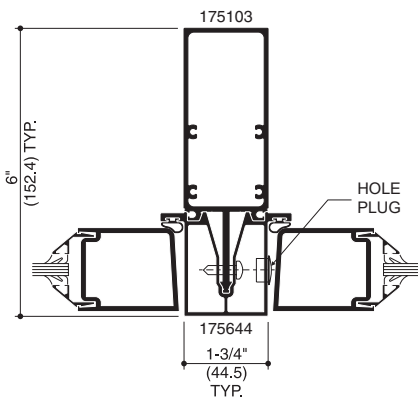
**SINGLE ACTING
DOOR JAMB
W/ DOOR ADAPTER**



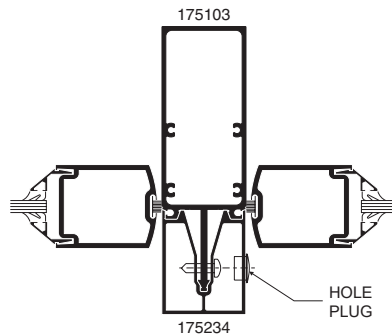
**DOUBLE ACTING
DOOR JAMB
W/ DOOR ADAPTER**



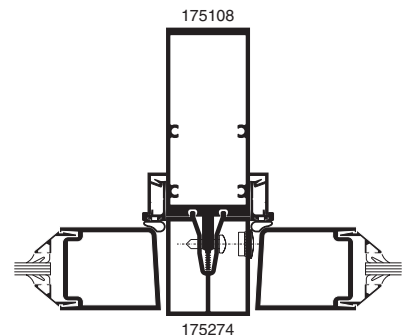
**SINGLE ACTING
SSG DOOR JAMB
W/ DOOR ADAPTER**



**SINGLE ACTING
DOOR JAMB
W/ DOOR ADAPTER**



**DOUBLE ACTING
DOOR JAMB
W/ DOOR ADAPTER**



**SINGLE ACTING
SSG DOOR JAMB
W/ DOOR ADAPTER**

Laws and building and safety codes governing the design and use of Kawneer products, such as glazed entrance, window, and curtain wall products, vary widely. Kawneer does not control the selection of product configurations, operating hardware, or glazing materials, and assumes no responsibility therefor.

Kawneer reserves the right to change configuration without prior notice when deemed necessary for product improvement.
© 2014, Kawneer Company, Inc.

WIND LOAD CHARTS

Mullions are designed for deflection limitations in accordance with AAMA TIR-A11 of L/175 up to 13' 6" and L/240 +1/4" above 13' 6". These curves are for mullions WITH HORIZONTALS and are based on engineering calculations for stress and deflection. Allowable wind load stress for ALUMINUM 15,152 psi (104 MPa), STEEL 30,000 psi (207 MPa). Charted curves, in all cases are for the limiting value. Wind load charts contained herein are based upon nominal wind load utilized in allowable stress design. A conversion from Load Resistance Factor Design (LRFD) is provided. To convert ultimate wind loads to nominal loads, multiply ultimate wind loads by a factor of 0.6 per ASCE/SEI 7. A 4/3 increase in allowable stress has not been used to develop these curves. For special situations not covered by these curves, contact your Kawneer representative for additional information.

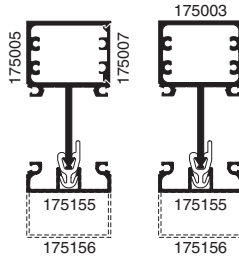
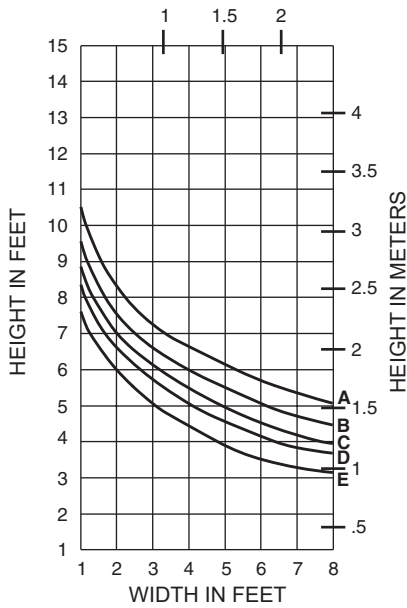
If the end reaction of the mullion [mullion spacing (ft.) times height (ft.) times specified wind load (psf) divided by two] is more than 500 lbs., the optional Mullion Anchors must be used. Consult Application Engineering. (*Mullion Anchor not used with Lightweight Receptor.*)

DEADLOAD CHARTS

Horizontal or deadload limitations are based upon 1/8" (3.2), maximum allowable deflection at the center of an intermediate horizontal member. The accompanying charts are calculated for 1" (25.4) thick insulating glass or 1/4" (6.35) thick glass supported on two setting blocks placed at the loading points shown.

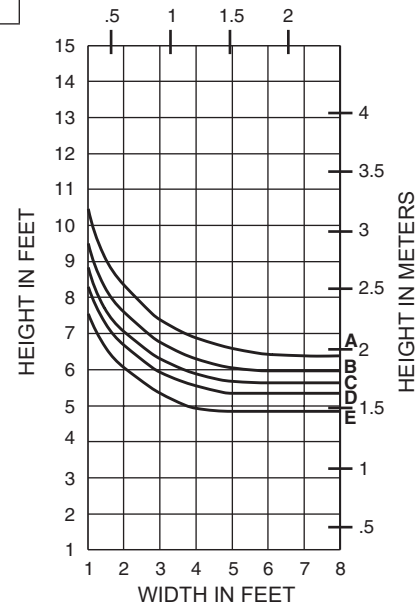
	Allowable Stress Design Load	LRFD Ultimate Design Load
A =	15 PSF (720)	25 PSF (1200)
B =	20 PSF (960)	33 PSF (1580)
C =	25 PSF (1200)	42 PSF (2000)
D =	30 PSF (1440)	50 PSF (2400)
E =	40 PSF (1920)	67 PSF (3200)

WITH HORIZONTALS
WIDTH IN METERS

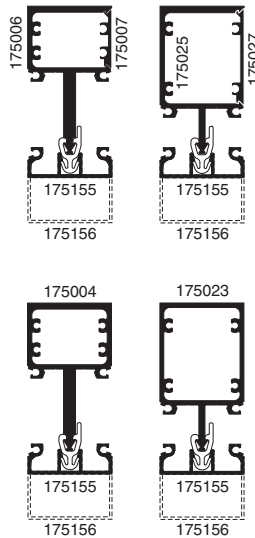
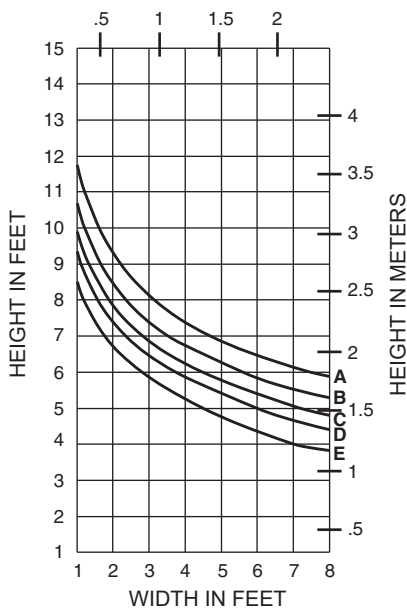


$I = 0.564 (23.48 \times 10^4)$
 $S = 0.326 (5.34 \times 10^3)$

WITHOUT HORIZONTALS
WIDTH IN METERS

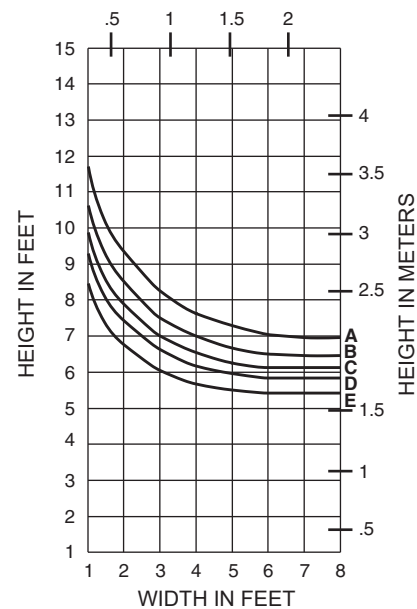


WITH HORIZONTALS
WIDTH IN METERS



$I = 0.792 (32.96 \times 10^4)$
 $S = 0.465 (7.62 \times 10^3)$

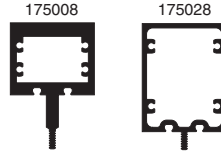
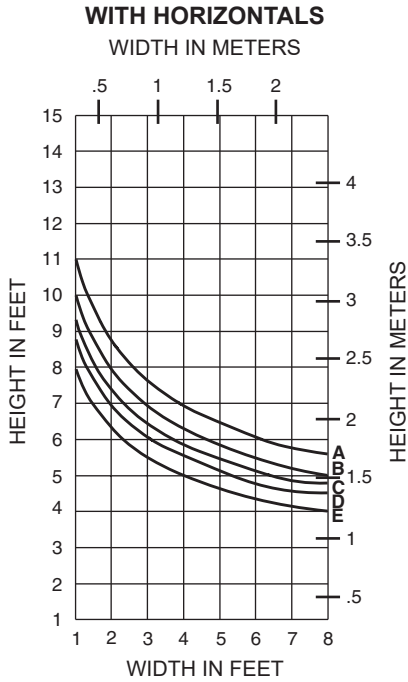
WITHOUT HORIZONTALS
WIDTH IN METERS



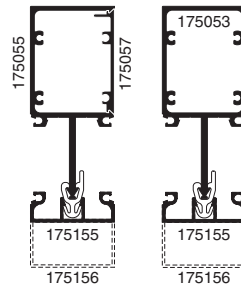
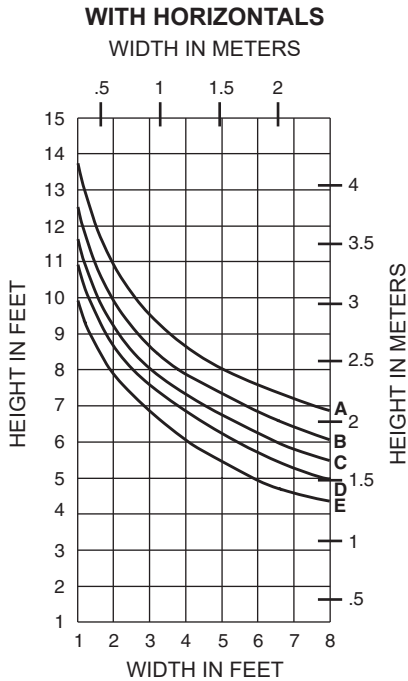
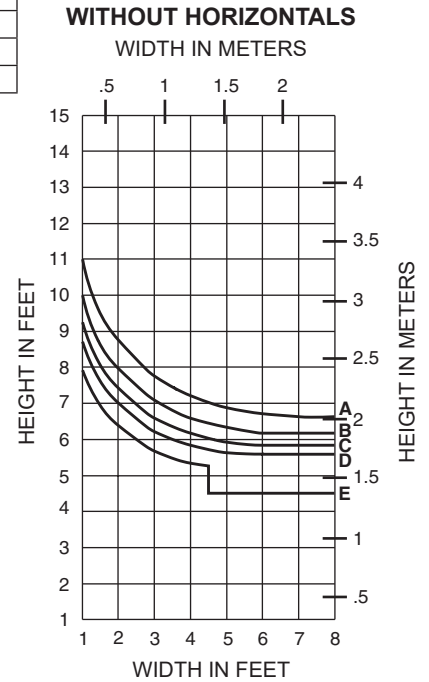
Laws and building and safety codes governing the design and use of Kawneer products, such as glazed entrance, window, and curtain wall products, vary widely. Kawneer does not control the selection of product configurations, operating hardware, or glazing materials, and assumes no responsibility therefor.

Kawneer reserves the right to change configuration without prior notice when deemed necessary for product improvement.
© 2014, Kawneer Company, Inc.

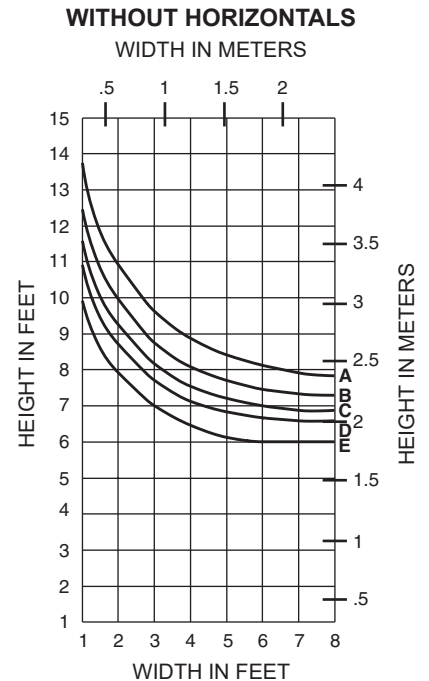
	Allowable Stress Design Load	LRFD Ultimate Design Load
A =	15 PSF (720)	25 PSF (1200)
B =	20 PSF (960)	33 PSF (1580)
C =	25 PSF (1200)	42 PSF (2000)
D =	30 PSF (1440)	50 PSF (2400)
E =	40 PSF (1920)	67 PSF (3200)



$I = 0.654 (27.22 \times 10^4)$
 $S = 0.466 (7.64 \times 10^3)$



$I = 1.277 (53.15 \times 10^4)$
 $S = 0.639 (10.47 \times 10^3)$



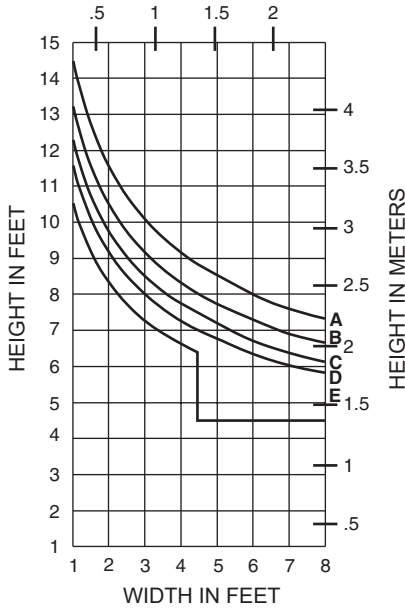
Laws and building and safety codes governing the design and use of Kawneer products, such as glazed entrance, window, and curtain wall products, vary widely. Kawneer does not control the selection of product configurations, operating hardware, or glazing materials, and assumes no responsibility therefor.

Kawneer reserves the right to change configuration without prior notice when deemed necessary for product improvement.
© 2014, Kawneer Company, Inc.

	Allowable Stress Design Load	LRFD Ultimate Design Load
A =	15 PSF (720)	25 PSF (1200)
B =	20 PSF (960)	33 PSF (1580)
C =	25 PSF (1200)	42 PSF (2000)
D =	30 PSF (1440)	50 PSF (2400)
E =	40 PSF (1920)	67 PSF (3200)

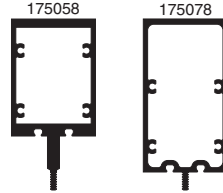
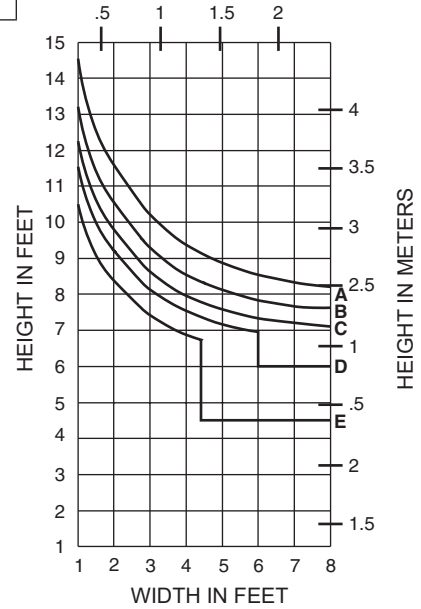
WITH HORIZONTALS

WIDTH IN METERS



WITHOUT HORIZONTALS

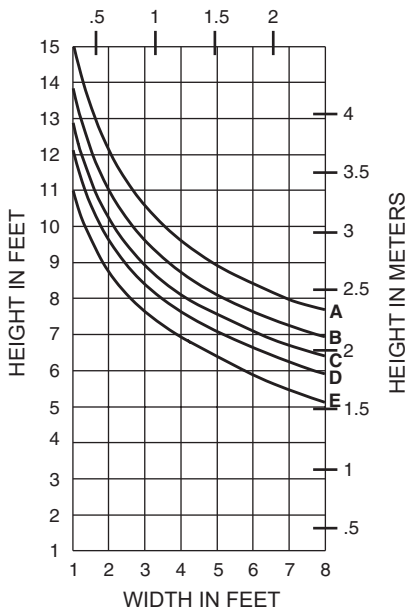
WIDTH IN METERS



$I = 1.511 (62.89 \times 10^4)$
 $S = 0.745 (12.21 \times 10^3)$

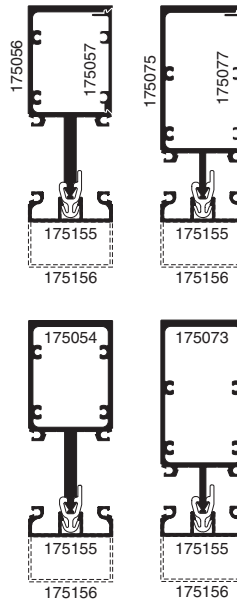
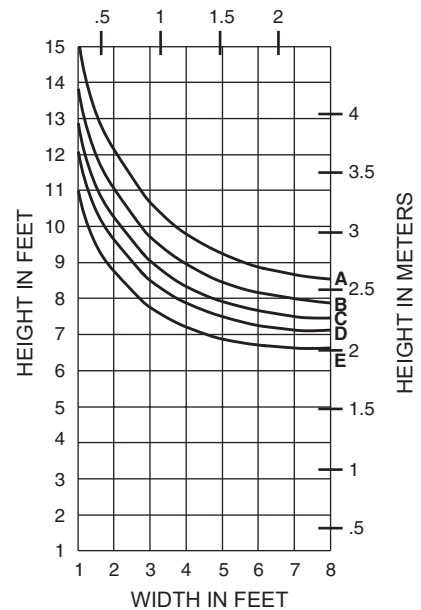
WITH HORIZONTALS

WIDTH IN METERS



WITHOUT HORIZONTALS

WIDTH IN METERS



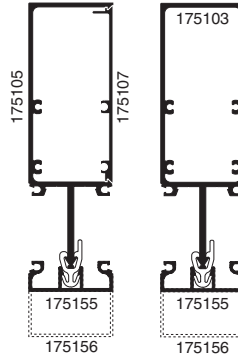
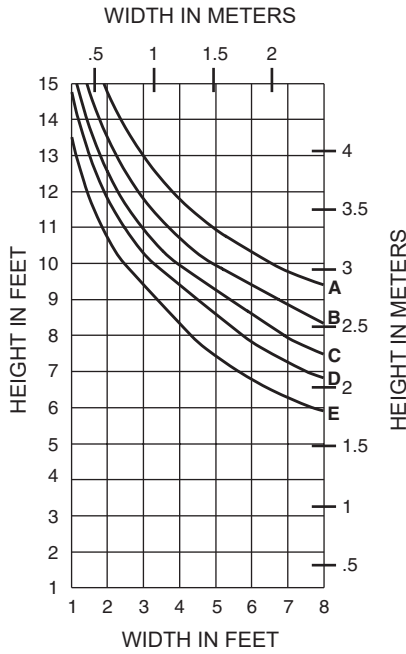
$I = 1.747 (72.72 \times 10^4)$
 $S = 0.877 (14.37 \times 10^3)$

Laws and building and safety codes governing the design and use of Kawneer products, such as glazed entrance, window, and curtain wall products, vary widely. Kawneer does not control the selection of product configurations, operating hardware, or glazing materials, and assumes no responsibility therefor.

Kawneer reserves the right to change configuration without prior notice when deemed necessary for product improvement.
 © 2014, Kawneer Company, Inc.

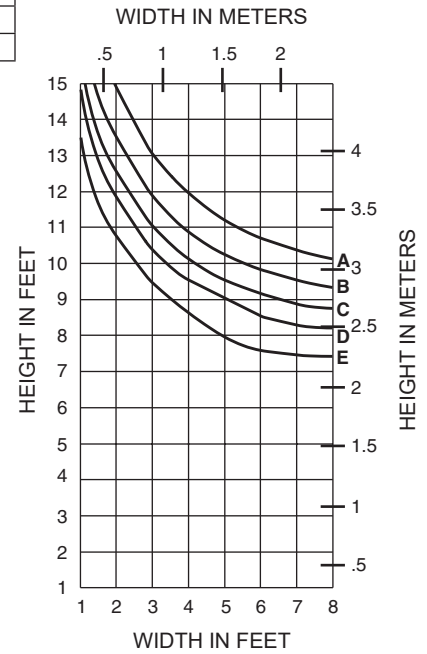
	Allowable Stress Design Load	LRFD Ultimate Design Load
A =	15 PSF (720)	25 PSF (1200)
B =	20 PSF (960)	33 PSF (1580)
C =	25 PSF (1200)	42 PSF (2000)
D =	30 PSF (1440)	50 PSF (2400)
E =	40 PSF (1920)	67 PSF (3200)

WITH HORIZONTALS

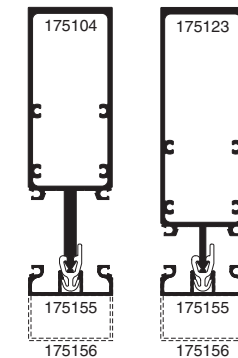
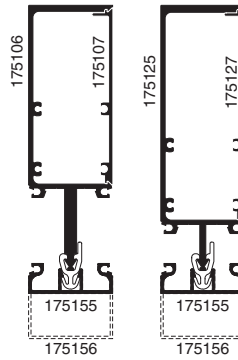
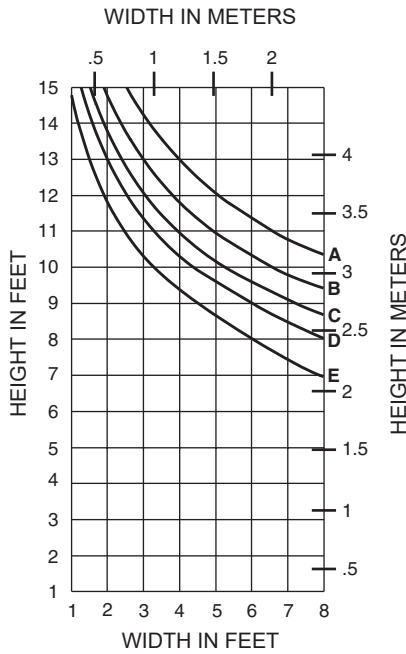


I = 3.229 (134.40 x 10⁴)
S = 1.094 (17.93 x 10³)

WITHOUT HORIZONTALS

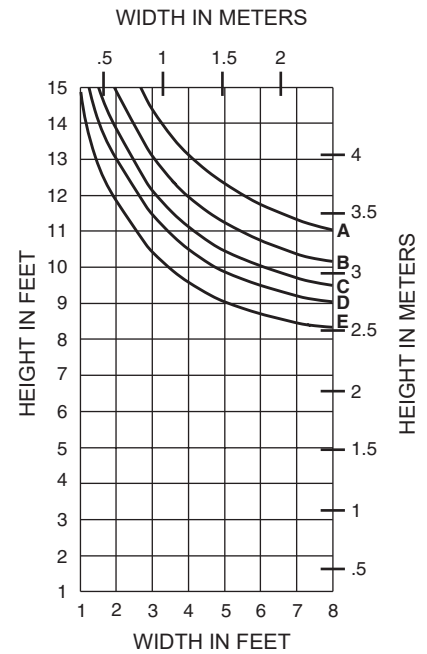


WITH HORIZONTALS



I = 4.325 (180.02 x 10⁴)
S = 1.626 (26.65 x 10³)

WITHOUT HORIZONTALS



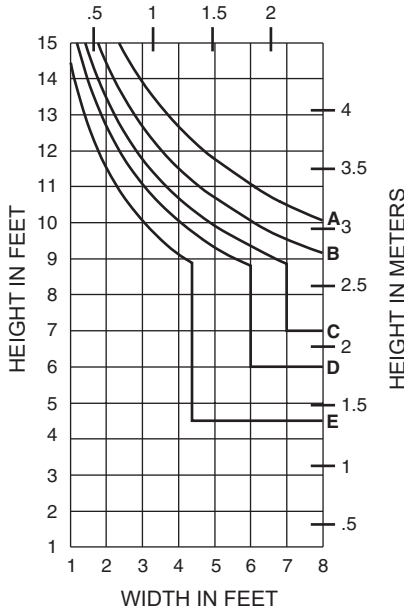
Laws and building and safety codes governing the design and use of Kawneer products, such as glazed entrance, window, and curtain wall products, vary widely. Kawneer does not control the selection of product configurations, operating hardware, or glazing materials, and assumes no responsibility therefor.

Kawneer reserves the right to change configuration without prior notice when deemed necessary for product improvement.
© 2014, Kawneer Company, Inc.

	Allowable Stress Design Load	LRFD Ultimate Design Load
A =	15 PSF (720)	25 PSF (1200)
B =	20 PSF (960)	33 PSF (1580)
C =	25 PSF (1200)	42 PSF (2000)
D =	30 PSF (1440)	50 PSF (2400)
E =	40 PSF (1920)	67 PSF (3200)

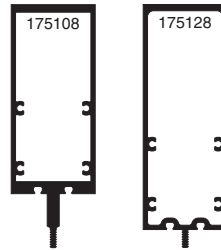
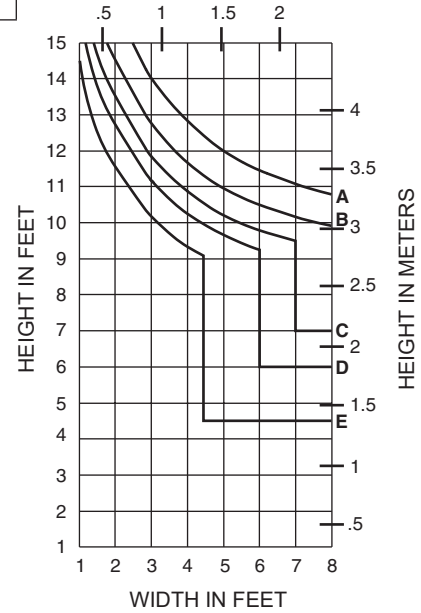
WITH HORIZONTALS

WIDTH IN METERS



WITHOUT HORIZONTALS

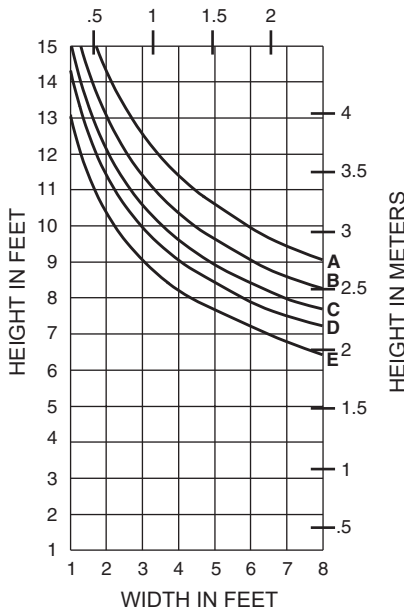
WIDTH IN METERS



I = 4.005 (166.70 x 10⁴)
S = 1.533 (25.12 x 10³)

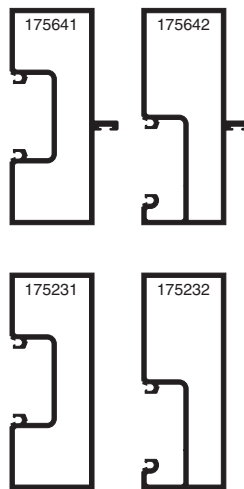
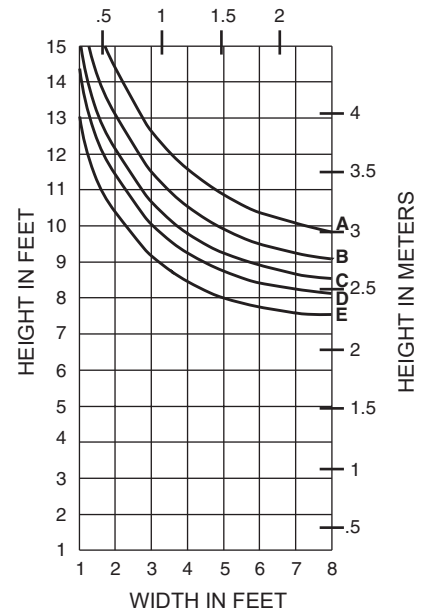
WITH HORIZONTALS

WIDTH IN METERS



WITHOUT HORIZONTALS

WIDTH IN METERS



I = 2.919 (121.50 x 10⁴)
S = 1.297 (21.25 x 10³)

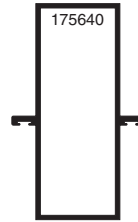
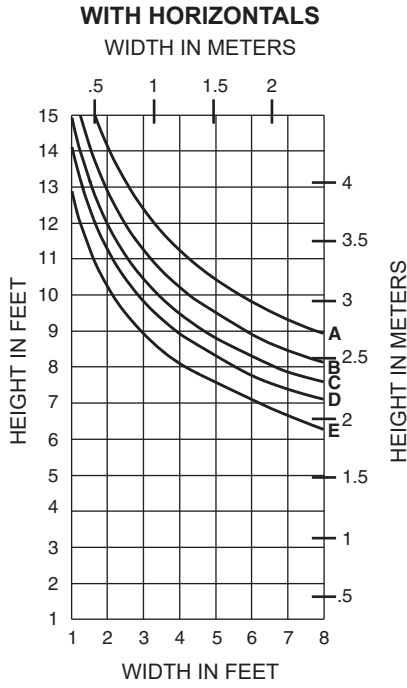
Laws and building and safety codes governing the design and use of Kawneer products, such as glazed entrance, window, and curtain wall products, vary widely. Kawneer does not control the selection of product configurations, operating hardware, or glazing materials, and assumes no responsibility therefor.

Kawneer reserves the right to change configuration without prior notice when deemed necessary for product improvement.
© 2014, Kawneer Company, Inc.

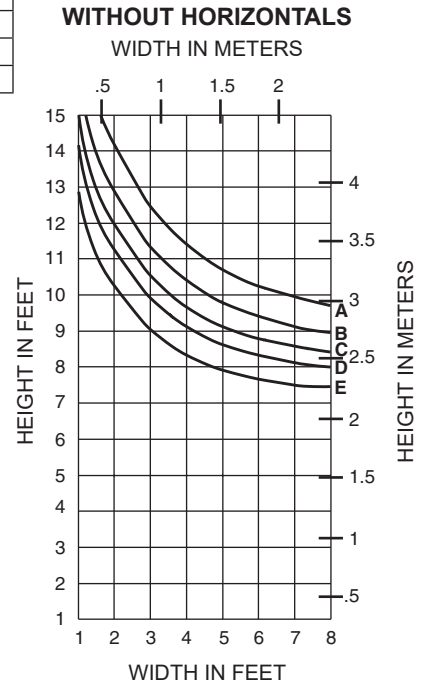
Laws and building and safety codes governing the design and use of Kawneer products, such as glazed entrance, window, and curtain wall products, vary widely. Kawneer does not control the selection of product configurations, operating hardware, or glazing materials, and assumes no responsibility therefor.

Kawneer reserves the right to change configuration without prior notice when deemed necessary for product improvement.
© 2014, Kawneer Company, Inc.

	Allowable Stress Design Load	LRFD Ultimate Design Load
A =	15 PSF (720)	25 PSF (1200)
B =	20 PSF (960)	33 PSF (1580)
C =	25 PSF (1200)	42 PSF (2000)
D =	30 PSF (1440)	50 PSF (2400)
E =	40 PSF (1920)	67 PSF (3200)

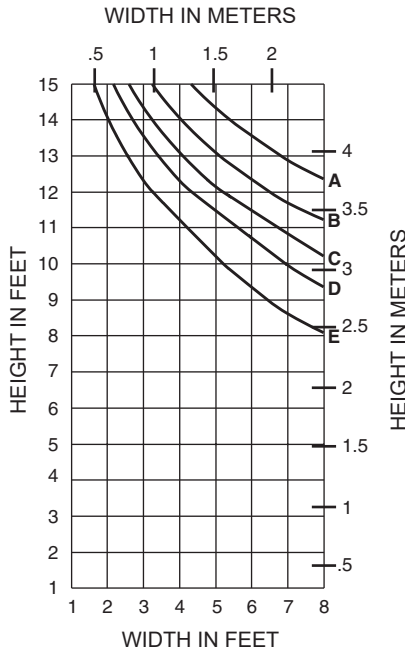


I = 2.799 (116.50 x 10⁴)
S = 1.233 (20.21 x 10³)

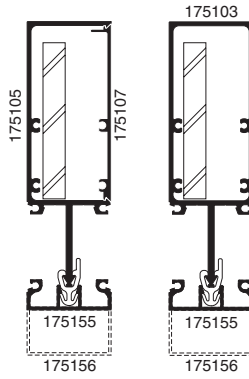
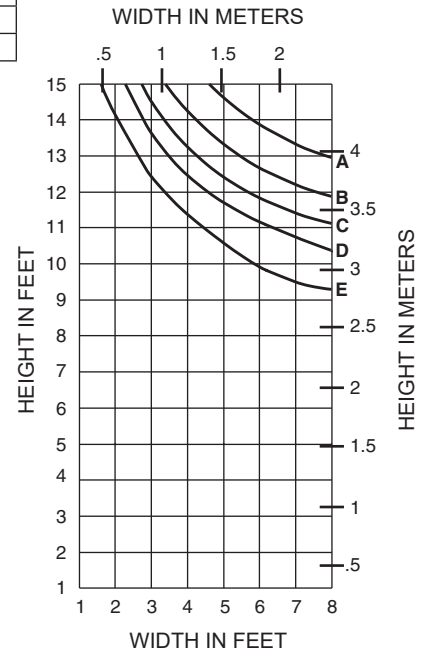


	Allowable Stress Design Load	LRFD Ultimate Design Load
A =	15 PSF (720)	25 PSF (1200)
B =	20 PSF (960)	33 PSF (1580)
C =	25 PSF (1200)	42 PSF (2000)
D =	30 PSF (1440)	50 PSF (2400)
E =	40 PSF (1920)	67 PSF (3200)

WITH HORIZONTALS



WITHOUT HORIZONTALS



$I = 4.005 (166.70 \times 10^4)$
 $S = 1.533 (25.12 \times 10^3)$

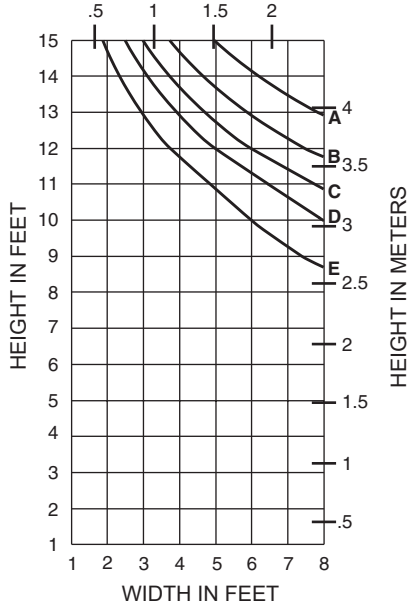
WITH 1/2" x 3-1/4" STEEL BAR

$I = 1.430 (59.49 \times 10^4)$
 $S = 0.880 (14.43 \times 10^3)$

Laws and building and safety codes governing the design and use of Kawneer products, such as glazed entrance, window, and curtain wall products, vary widely. Kawneer does not control the selection of product configurations, operating hardware, or glazing materials, and assumes no responsibility therefor.

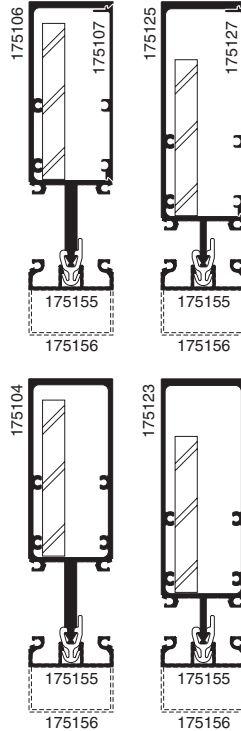
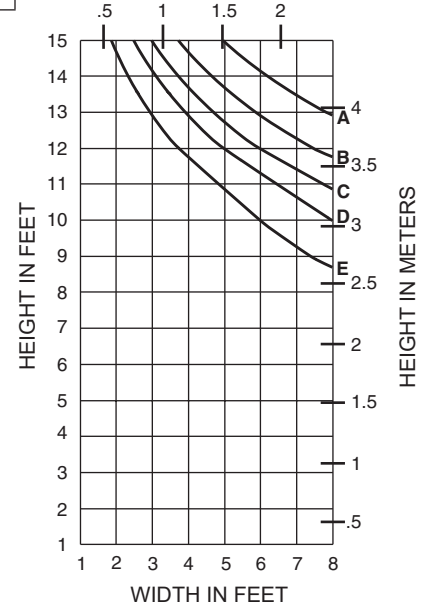
Kawneer reserves the right to change configuration without prior notice when deemed necessary for product improvement.
 © 2014, Kawneer Company, Inc.

WITH HORIZONTALS
WIDTH IN METERS



	Allowable Stress Design Load	LRFD Ultimate Design Load
A =	15 PSF (720)	25 PSF (1200)
B =	20 PSF (960)	33 PSF (1580)
C =	25 PSF (1200)	42 PSF (2000)
D =	30 PSF (1440)	50 PSF (2400)
E =	40 PSF (1920)	67 PSF (3200)

WITHOUT HORIZONTALS
WIDTH IN METERS



$I = 4.325 (180.02 \times 10^4)$
 $S = 1.626 (26.65 \times 10^3)$

WITH 1/2" x 3-1/4" STEEL BAR

$I = 1.430 (59.49 \times 10^4)$
 $S = 0.880 (14.43 \times 10^3)$

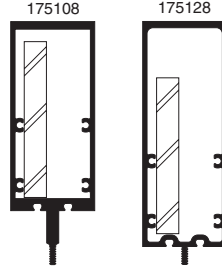
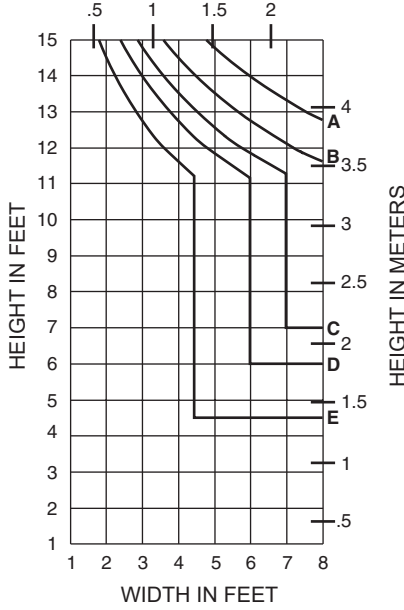
Laws and building and safety codes governing the design and use of Kawneer products, such as glazed entrance, window, and curtain wall products, vary widely. Kawneer does not control the selection of product configurations, operating hardware, or glazing materials, and assumes no responsibility therefor.

Kawneer reserves the right to change configuration without prior notice when deemed necessary for product improvement.
 © 2014, Kawneer Company, Inc.

	Allowable Stress Design Load	LRFD Ultimate Design Load
A =	15 PSF (720)	25 PSF (1200)
B =	20 PSF (960)	33 PSF (1580)
C =	25 PSF (1200)	42 PSF (2000)
D =	30 PSF (1440)	50 PSF (2400)
E =	40 PSF (1920)	67 PSF (3200)

WITH HORIZONTALS

WIDTH IN METERS



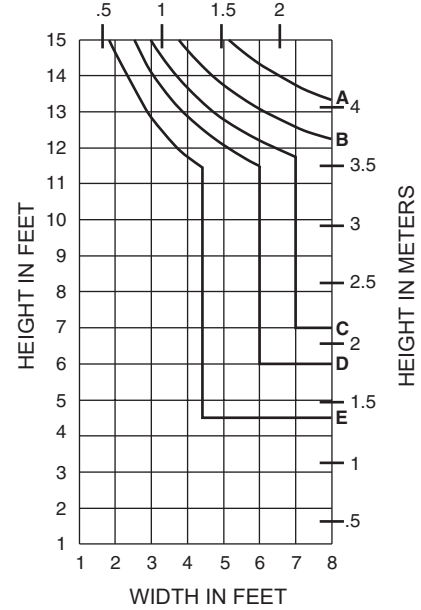
$I = 4.005 (166.70 \times 10^4)$
 $S = 1.533 (25.12 \times 10^3)$

WITH 1/2" x 3-1/4" STEEL BAR

$I = 1.430 (59.49 \times 10^4)$
 $S = 0.880 (14.43 \times 10^3)$

WITHOUT HORIZONTALS

WIDTH IN METERS

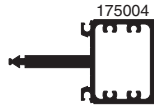
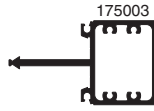


Laws and building and safety codes governing the design and use of Kawneer products, such as glazed entrance, window, and curtain wall products, vary widely. Kawneer does not control the selection of product configurations, operating hardware, or glazing materials, and assumes no responsibility therefor.

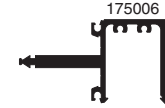
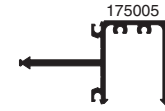
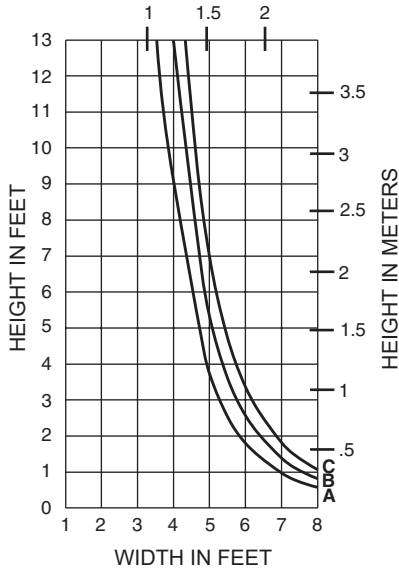
Kawneer reserves the right to change configuration without prior notice when deemed necessary for product improvement.
 © 2014, Kawneer Company, Inc.

Horizontal or deadload limitations are based upon 1/8" (3.2) maximum allowable deflection at the center of an intermediate horizontal member. The accompanying charts are calculated for 1/4" (6.4) and 1" (25.4) thick glass supported on two setting blocks placed at the loading points shown.

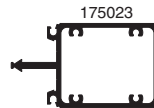
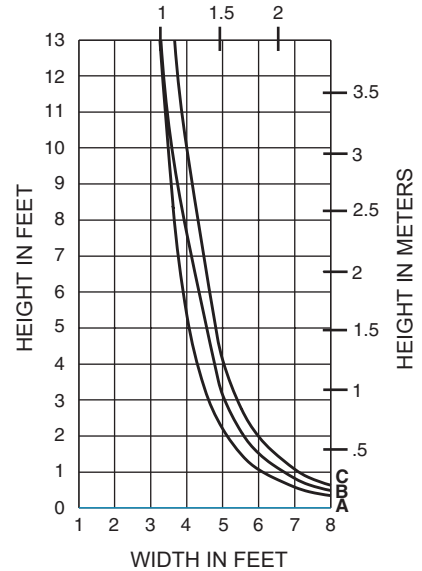
- A = 1/4 POINT LOADING
- B = 1/6 POINT LOADING
- C = 1/8 POINT LOADING



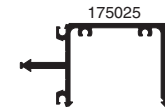
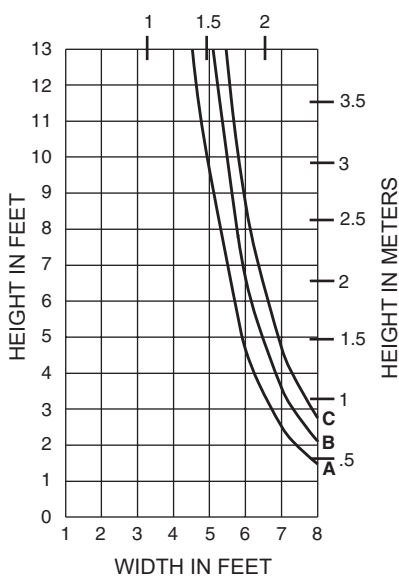
WIDTH IN METERS



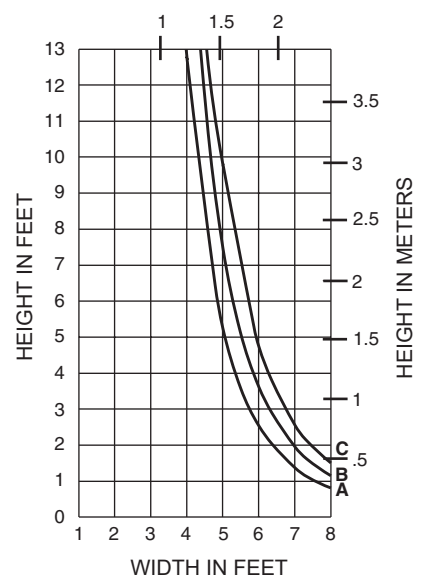
WIDTH IN METERS



WIDTH IN METERS



WIDTH IN METERS

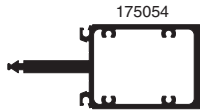
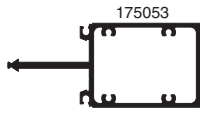


Laws and building and safety codes governing the design and use of Kawneer products, such as glazed entrance, window, and curtain wall products, vary widely. Kawneer does not control the selection of product configurations, operating hardware, or glazing materials, and assumes no responsibility therefor.

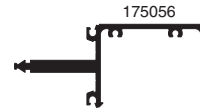
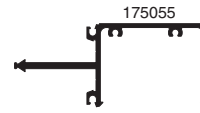
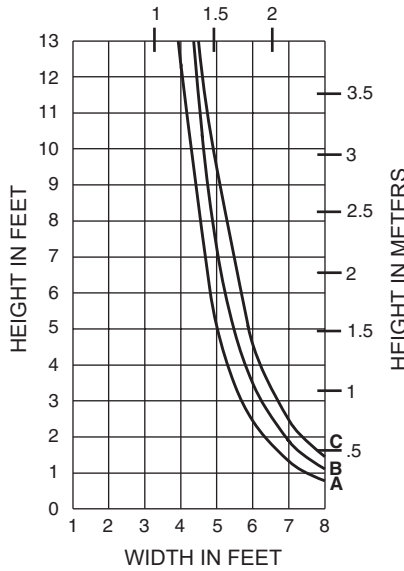
Kawneer reserves the right to change configuration without prior notice when deemed necessary for product improvement.
© 2014, Kawneer Company, Inc.

Horizontal or deadload limitations are based upon 1/8" (3.2) maximum allowable deflection at the center of an intermediate horizontal member. The accompanying charts are calculated for 1/4" (6.4) and 1" (25.4) thick glass supported on two setting blocks placed at the loading points shown.

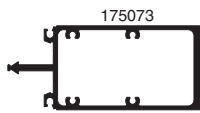
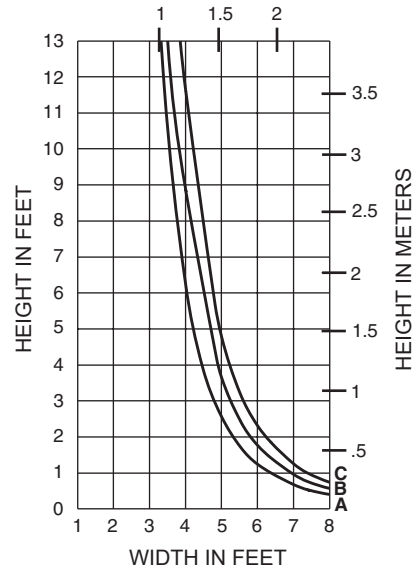
- A = 1/4 POINT LOADING
- B = 1/6 POINT LOADING
- C = 1/8 POINT LOADING



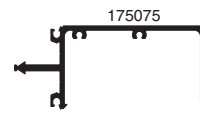
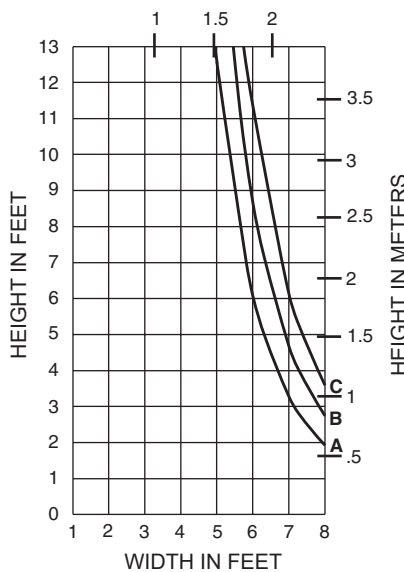
WIDTH IN METERS



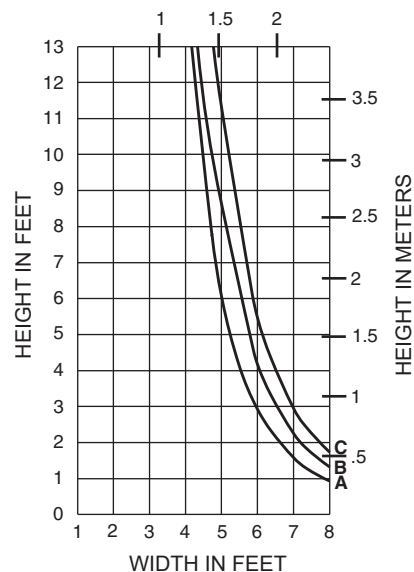
WIDTH IN METERS



WIDTH IN METERS




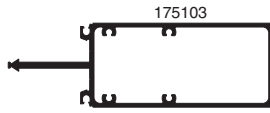
WIDTH IN METERS



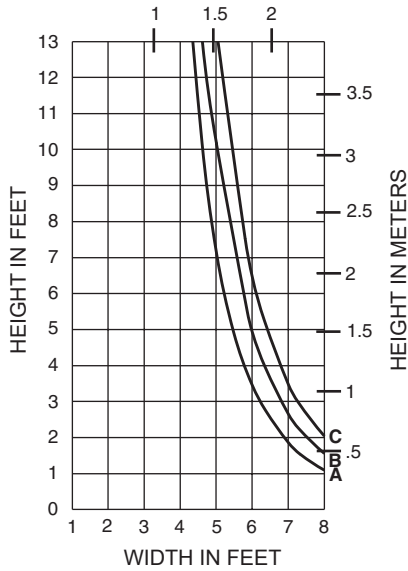
Laws and building and safety codes governing the design and use of Kawneer products, such as glazed entrance, window, and curtain wall products, vary widely. Kawneer does not control the selection of product configurations, operating hardware, or glazing materials, and assumes no responsibility therefor.

Kawneer reserves the right to change configuration without prior notice when deemed necessary for product improvement.
© 2014, Kawneer Company, Inc.

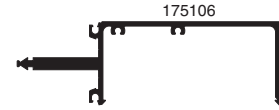
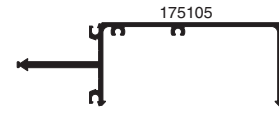
Horizontal or deadload limitations are based upon 1/8" (3.2) maximum allowable deflection at the center of an intermediate horizontal member. The accompanying charts are calculated for 1/4" (6.4) and 1" (25.4) thick glass supported on two setting blocks placed at the loading points shown.



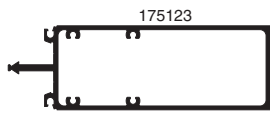
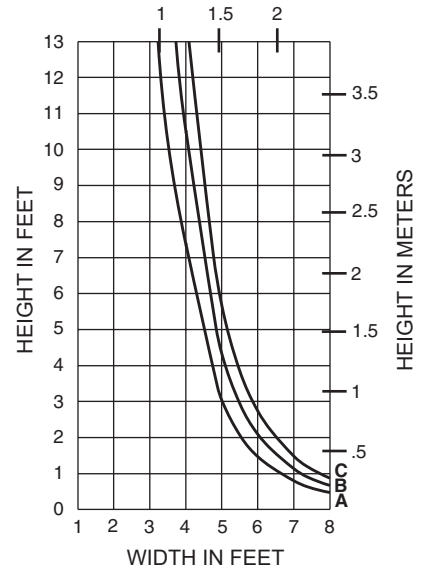
WIDTH IN METERS



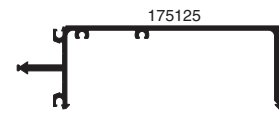
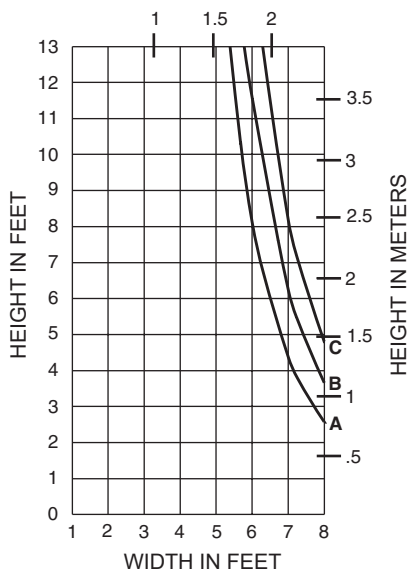
- A = 1/4 POINT LOADING
- B = 1/6 POINT LOADING
- C = 1/8 POINT LOADING



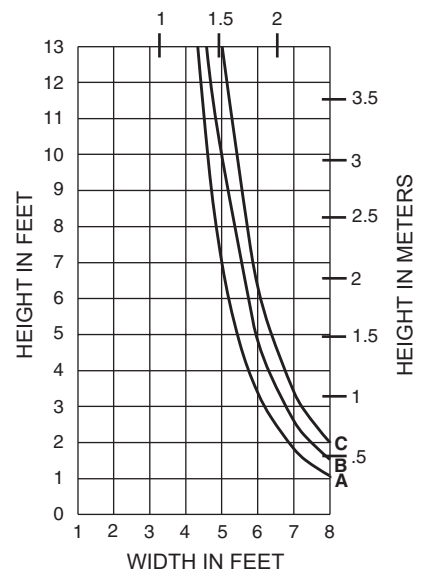
WIDTH IN METERS



WIDTH IN METERS



WIDTH IN METERS



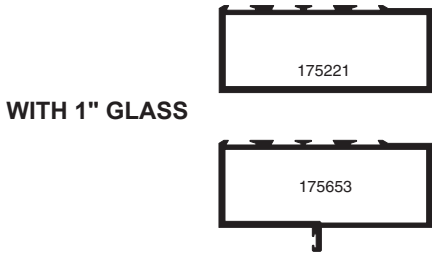
Laws and building and safety codes governing the design and use of Kawneer products, such as glazed entrance, window, and curtain wall products, vary widely. Kawneer does not control the selection of product configurations, operating hardware, or glazing materials, and assumes no responsibility therefor.

Kawneer reserves the right to change configuration without prior notice when deemed necessary for product improvement.
© 2014, Kawneer Company, Inc.

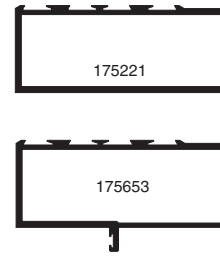
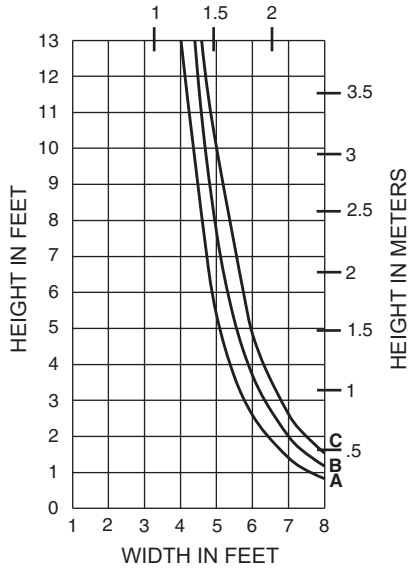
DEADLOADS ON ENTRANCE TRANSOM BARS

Height limitations for transom glass over a doorway are based on a maximum 1/16" (1.6) mid-point deflection of a transom bar supporting glass bearing on two setting blocks placed at the loading points shown.

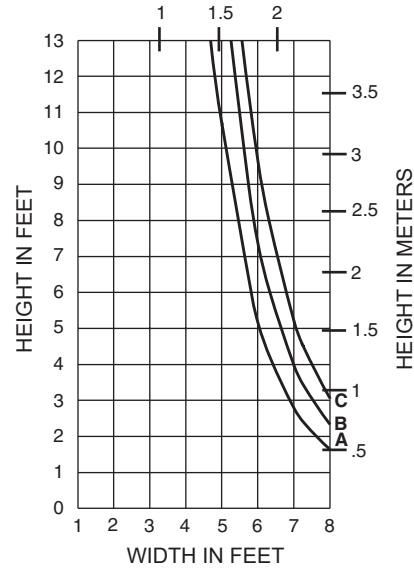
- A = 1/4 POINT LOADING
- B = 1/6 POINT LOADING
- C = 1/8 POINT LOADING



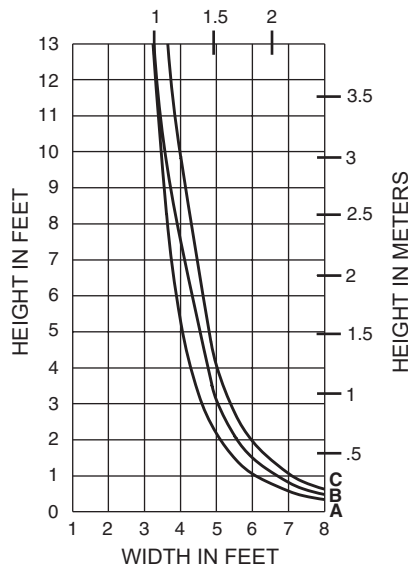
WIDTH IN METERS



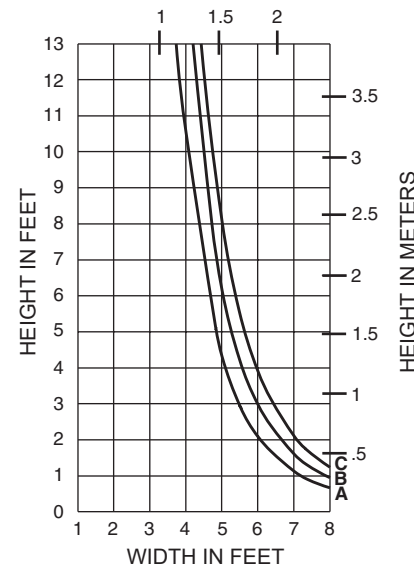
WIDTH IN METERS



WIDTH IN METERS



WIDTH IN METERS



Laws and building and safety codes governing the design and use of Kawneer products, such as glazed entrance, window, and curtain wall products, vary widely. Kawneer does not control the selection of product configurations, operating hardware, or glazing materials, and assumes no responsibility therefor.

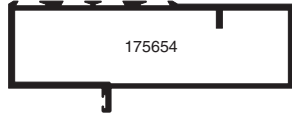
Kawneer reserves the right to change configuration without prior notice when deemed necessary for product improvement.
© 2014, Kawneer Company, Inc.

DEADLOADS ON ENTRANCE TRANSOM BARS

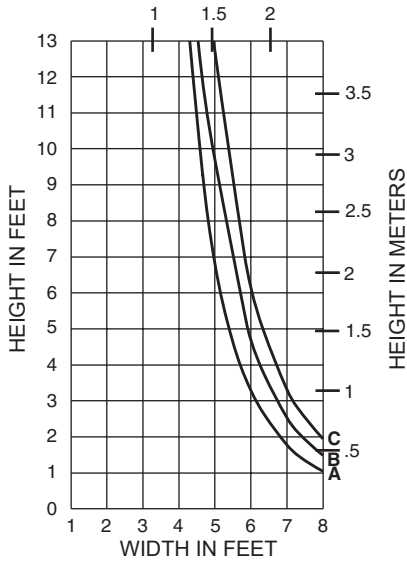
Height limitations for transom glass over a doorway are based on a maximum 1/16" (1.6) mid-point deflection of a transom bar supporting glass bearing on two setting blocks placed at the loading points shown.

- A = 1/4 POINT LOADING
- B = 1/6 POINT LOADING
- C = 1/8 POINT LOADING

WITH 1" GLASS



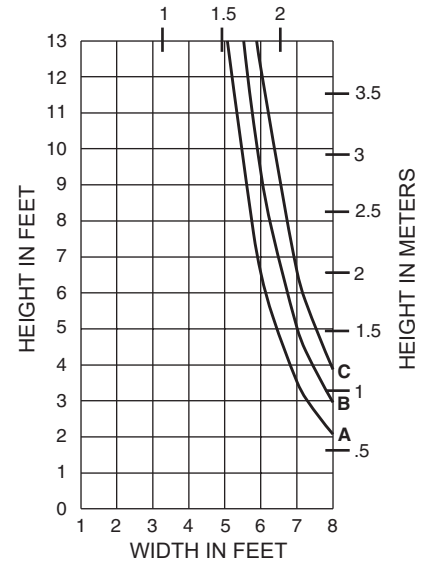
WIDTH IN METERS



WITH 1/4" GLASS



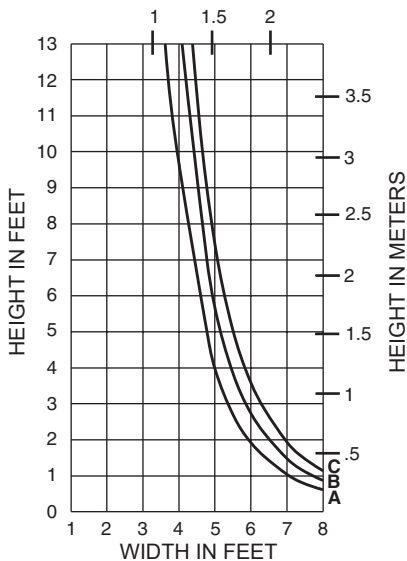
WIDTH IN METERS



WITH 1" GLASS



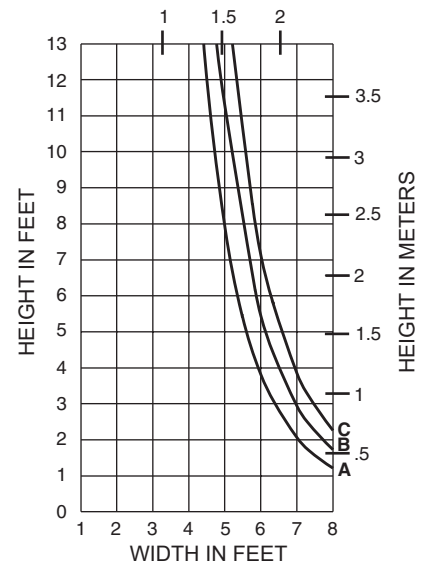
WIDTH IN METERS



WITH 1/4" GLASS



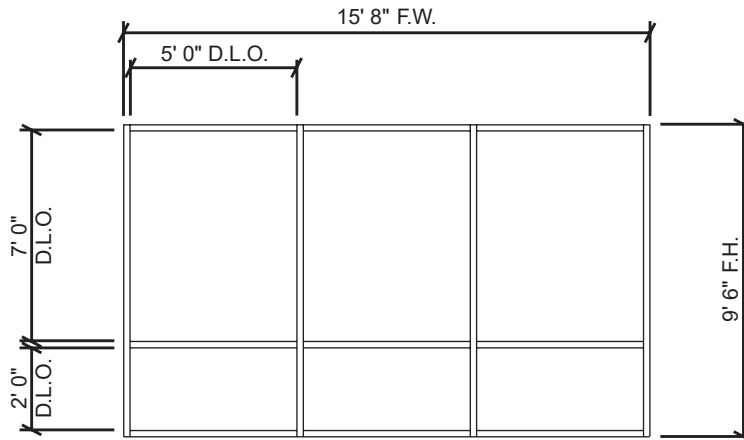
WIDTH IN METERS



Laws and building and safety codes governing the design and use of Kawneer products, such as glazed entrance, window, and curtain wall products, vary widely. Kawneer does not control the selection of product configurations, operating hardware, or glazing materials, and assumes no responsibility therefor.

Kawneer reserves the right to change configuration without prior notice when deemed necessary for product improvement.
© 2014, Kawneer Company, Inc.

Generic Project Specific U-factor Example Calculation
(Percent of Glass will vary on specific products depending on sitelines)



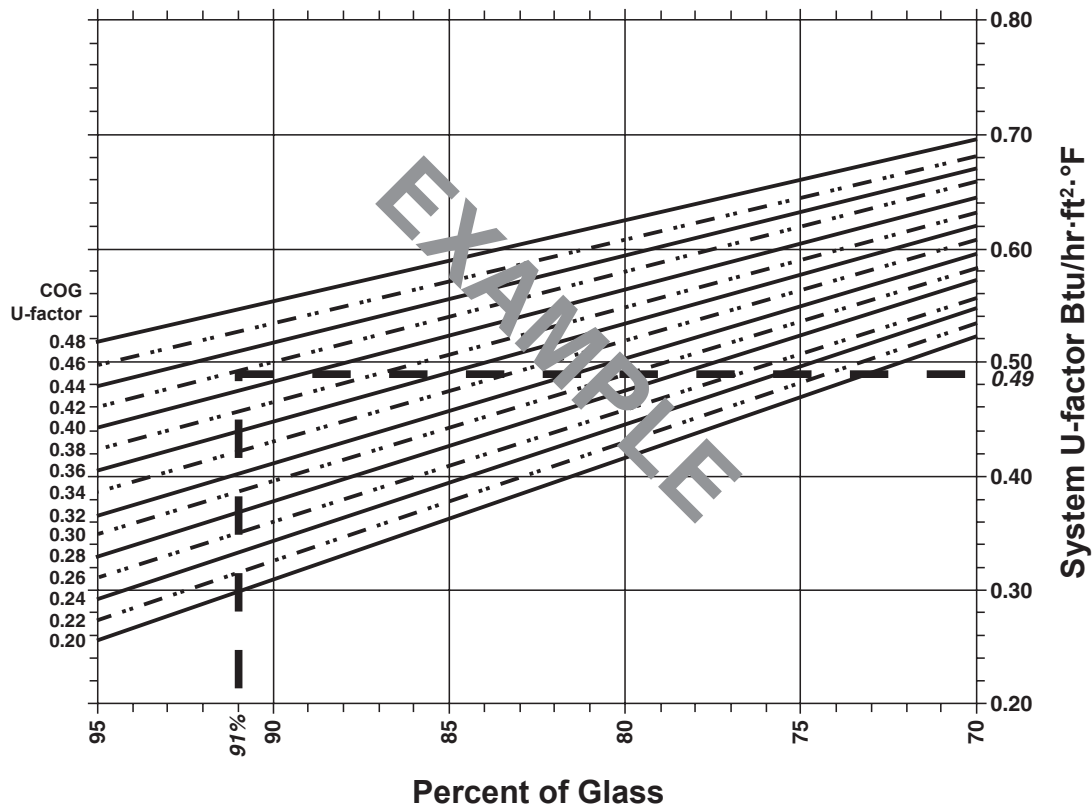
Example Glass U-value = 0.42 Btu/hr·ft²·°F

Total Daylight Opening = 3(5' x 7') + 3(5'x2') = 135 ft²

Total Projected Area = (Total Daylight Opening + Total Area of Framing System)
 = 15' 8" x 9' 6" = 148.83 ft²

Percent of Glass = (Total Daylight Opening ÷ Total Projected Area)
 = (135 ÷ 148.83)100 = 91%

System U-factor vs Percent of Glass Area



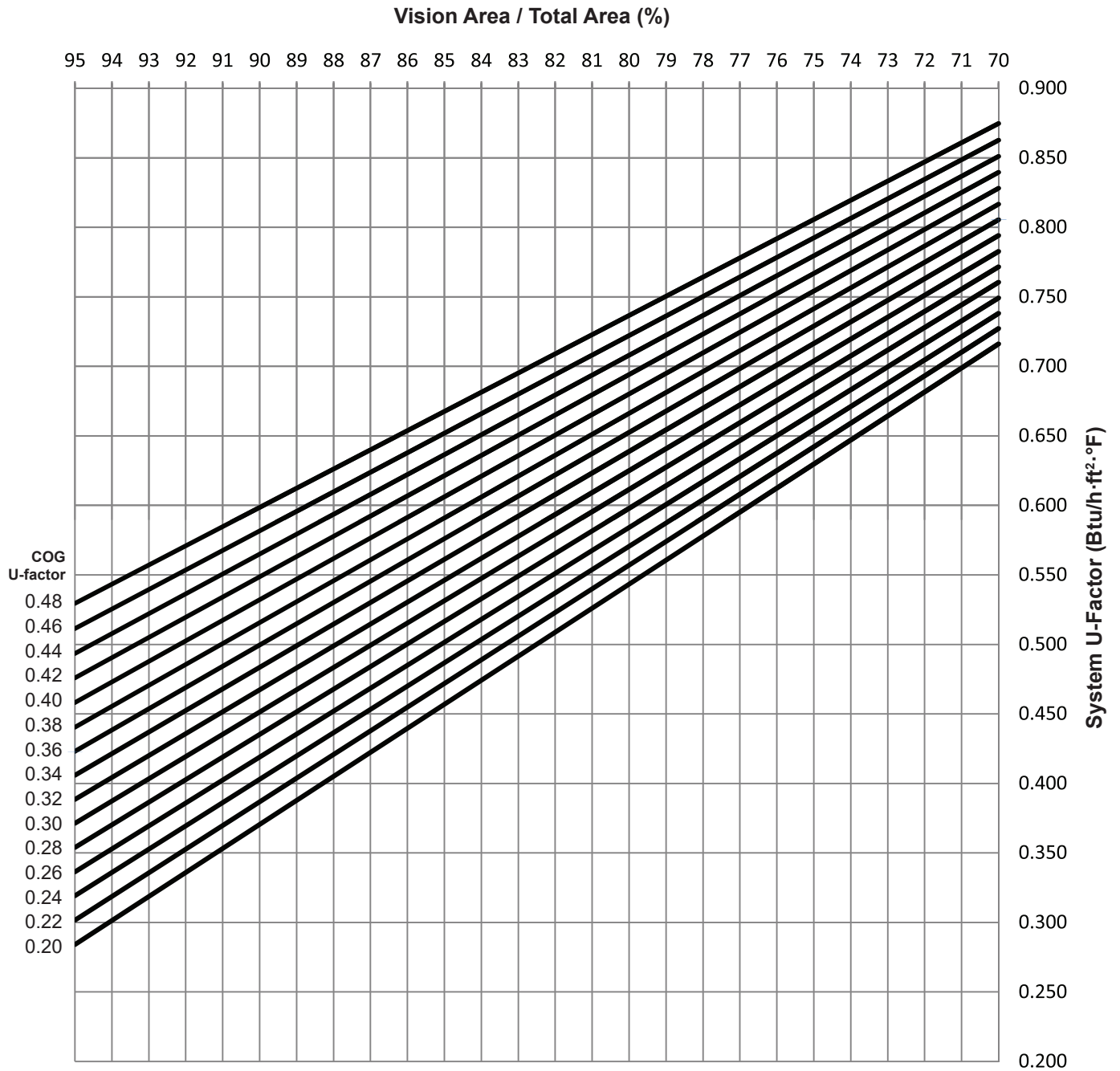
Based on 91% glass and center of glass U-factor of 0.42,
 System U-factor is equal to 0.49 Btu/hr·ft²·°F

Laws and building and safety codes governing the design and use of Kawneer products, such as glazed entrance, window, and curtain wall products, vary widely. Kawneer does not control the selection of product configurations, operating hardware, or glazing materials, and assumes no responsibility therefor.

Kawneer reserves the right to change configuration without prior notice when deemed necessary for product improvement.
 © 2014, Kawneer Company, Inc.

Note:
Values in parentheses are metric.
COG=Center of Glass.
Charts are generated per AAMA 507.

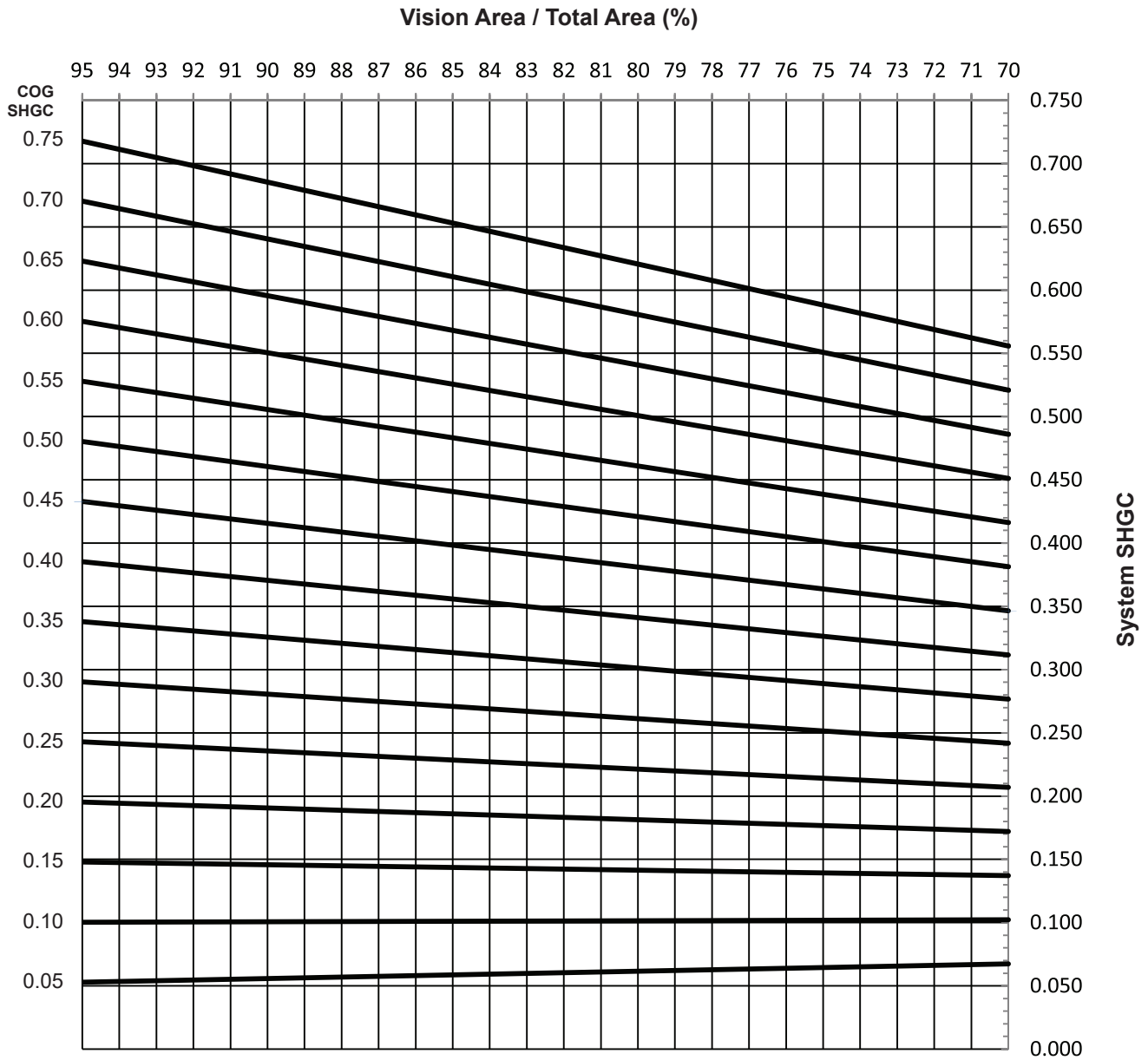
System U-factor vs Percent of Glass Area



Laws and building and safety codes governing the design and use of Kawneer products, such as glazed entrance, window, and curtain wall products, vary widely. Kawneer does not control the selection of product configurations, operating hardware, or glazing materials, and assumes no responsibility therefor.

Kawneer reserves the right to change configuration without prior notice when deemed necessary for product improvement.
© 2014, Kawneer Company, Inc.

System Solar Heat Gain Coefficient (SHGC) vs Percent of Vision Area

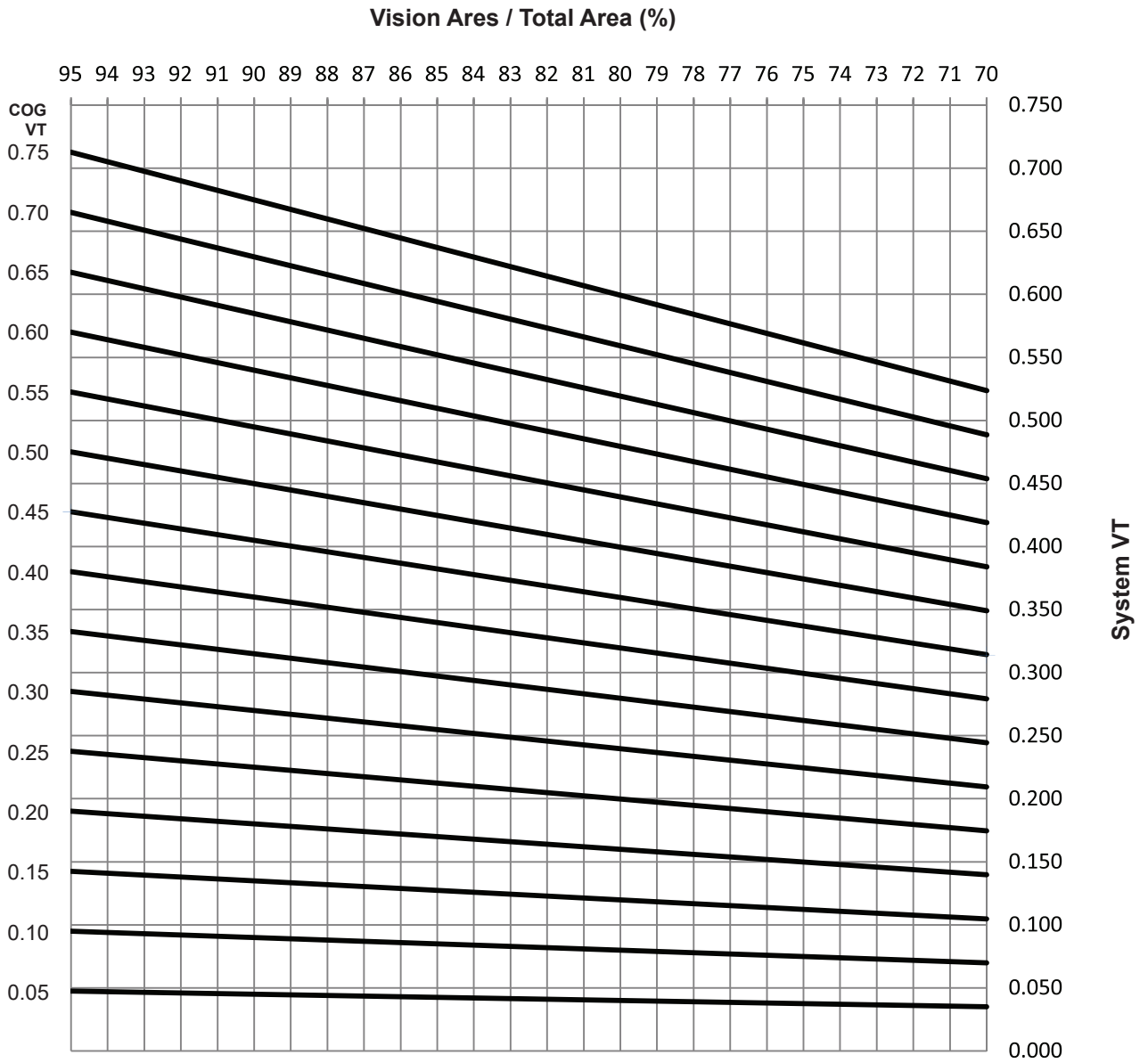


Laws and building and safety codes governing the design and use of Kawneer products, such as glazed entrance, window, and curtain wall products, vary widely. Kawneer does not control the selection of product configurations, operating hardware, or glazing materials, and assumes no responsibility therefor.

Kawneer reserves the right to change configuration without prior notice when deemed necessary for product improvement.
© 2014, Kawneer Company, Inc.

Charts are generated per AAMA 507.

System Visible Transmittance (VT) vs Percent of Vision Area



Charts are generated per AAMA 507.

Laws and building and safety codes governing the design and use of Kawneer products, such as glazed entrance, window, and curtain wall products, vary widely. Kawneer does not control the selection of product configurations, operating hardware, or glazing materials, and assumes no responsibility therefor.

Kawneer reserves the right to change configuration without prior notice when deemed necessary for product improvement.
© 2014, Kawneer Company, Inc.

Thermal Transmittance ¹ (BTU/hr • ft² • °F)

Glass U-Factor ³	Overall U-Factor ⁴
0.48	0.61
0.46	0.59
0.44	0.58
0.42	0.56
0.40	0.55
0.38	0.53
0.36	0.51
0.34	0.50
0.32	0.48
0.30	0.46
0.28	0.45
0.26	0.43
0.24	0.42
0.22	0.40
0.20	0.38

NOTE: For glass values that are not listed, linear interpolation is permitted.

1. U-Factors are determined in accordance with NFRC 100.
2. SHGC and VT values are determined in accordance with NFRC 200.
3. Glass properties are based on center of glass values and are obtained from your glass supplier.
4. Overall U-Factor, SHGC, and VT Matricies are based on the standard NFRC specimen size of 2,000 mm wide by 2,000 mm high (78-3/4" by 78-3/4").

SHGC Matrix ²

Glass SHGC ³	Overall SHGC ⁴
0.75	0.68
0.70	0.64
0.65	0.59
0.60	0.55
0.55	0.50
0.50	0.46
0.45	0.41
0.40	0.37
0.35	0.33
0.30	0.28
0.25	0.24
0.20	0.19
0.15	0.15
0.10	0.10
0.05	0.06

Visible Transmittance ²

Glass VT ³	Overall VT ⁴
0.75	0.67
0.70	0.63
0.65	0.58
0.60	0.54
0.55	0.49
0.50	0.45
0.45	0.40
0.40	0.36
0.35	0.31
0.30	0.27
0.25	0.22
0.20	0.18
0.15	0.13
0.10	0.09
0.05	0.04

Laws and building and safety codes governing the design and use of Kawneer products, such as glazed entrance, window, and curtain wall products, vary widely. Kawneer does not control the selection of product configurations, operating hardware, or glazing materials, and assumes no responsibility therefor.

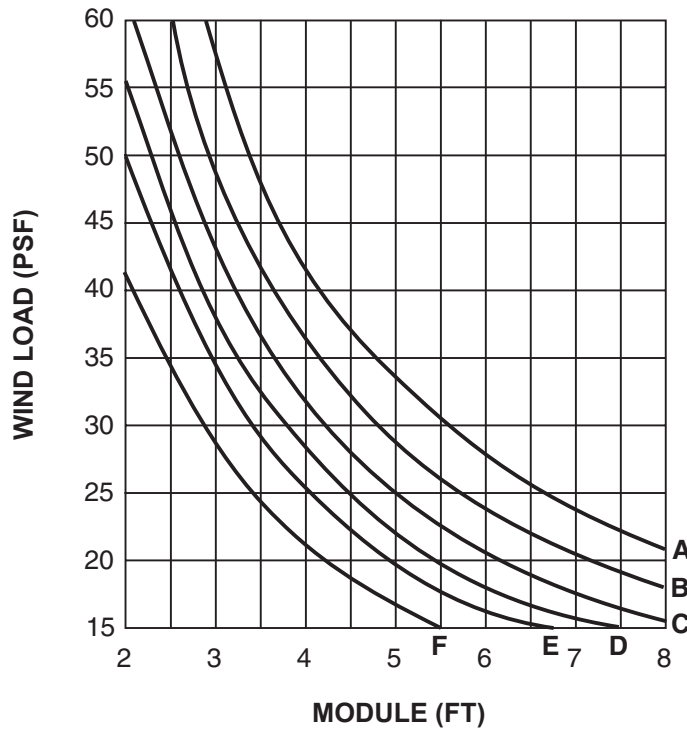
Kawneer reserves the right to change configuration without prior notice when deemed necessary for product improvement.
© 2014, Kawneer Company, Inc.

Clip spacing of each elevation must be checked to meet wind load requirements.

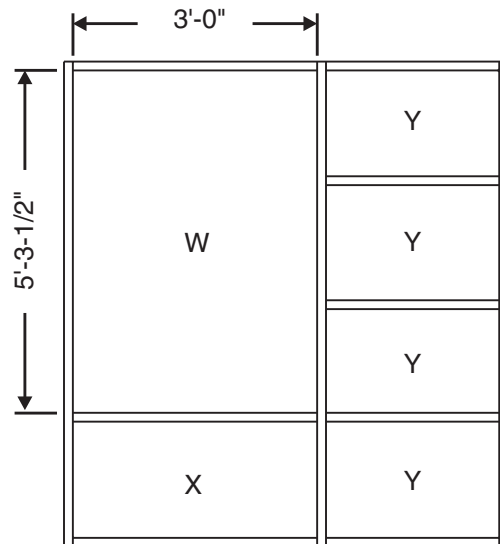
Glazing clips should be located 3" from each end of member and subsequently spaced per formula below:

- STEP 1:** Locate the largest lite of glass on each ELEVATION. →
- STEP 2:** Determine the width and height for the largest glass lite. →
- STEP 3:** Use the smallest of the two dimensions for the **MODULE (FT)** spacing. →
- STEP 4:** Match that Module (ft) spacing with the required wind load on the chart below. →

SAMPLE CALCULATION	
Lite "W"	
3' 0" x 5' 3-1/2"	
3' 0"	
12" O.C. for 30 PSF	
10" O.C. for 35 PSF	



- A = 6" O.C.
- B = 7" O.C.
- C = 8" O.C.
- D = 9" O.C.
- E = 10" O.C.
- F = 12" O.C.



SAMPLE ELEVATION

Laws and building and safety codes governing the design and use of Kawneer products, such as glazed entrance, window, and curtain wall products, vary widely. Kawneer does not control the selection of product configurations, operating hardware, or glazing materials, and assumes no responsibility therefor.

Kawneer reserves the right to change configuration without prior notice when deemed necessary for product improvement.
© 2014, Kawneer Company, Inc.

Laws and building and safety codes governing the design and use of Kawneer products, such as glazed entrance, window, and curtain wall products, vary widely. Kawneer does not control the selection of product configurations, operating hardware, or glazing materials, and assumes no responsibility therefor.

Kawneer reserves the right to change configuration without prior notice when deemed necessary for product improvement.

© 2014, Kawneer Company, Inc.